

FACULTY	CONTACT DAYS SINGLE LEARNER	Percent Single Learner days (assume 224 CPD/yr)	CONTACT DAYS MULTIPLE LEARNERS
Dr. Carley	29.5	13%	24.5
Dr. Cutlan	23	10%	0
Dr. Gordon	50.5	23%	2
Dr. Green	61.5	27%	48.75
Dr. Kim	35	16%	0
Dr. McIntee	118.5	53%	11
Dr. Melski	54	24%	119.5
Dr. Miech	18.5	8%	5.5
Dr. Patten	53	24%	18.5

Dr. Smith	53	24%	14.25
Dr. Stratman	45.75	20%	68.5
MARGINAL PERFORMANCE GEN DERM			
MARGINAL PERFORMANCE SUBSPECIALTY DERM			
MEDIAN FACULTY PERFORMANCE	50.5	22.54%	14.25
For RADAR PLOT:			
	Percent CPD working with learners past year	Completed Program Evaluation	Percent of "At or Above" requested Didactics/Lectures/Labs/Workshops
FACULTY			
Dr. Carley	24%	0	50.00%
MARGINAL PERFORMANCE GEN DERM	31%	99%	75.00%
MEDIAN FACULTY PERFORMANCE	30%	100%	100.00%

			Percent of "At or Above" requested Didactics/Lectures/Labs/Workshops
	Percent CPD working with learners past year	Completed Program Evaluation	
FACULTY			
Dr. Cutlan	10%	100%	100%
MARGINAL PERFORMANCE GEN DERM	31%	99%	75%
MEDIAN FACULTY PERFORMANCE	30%	100%	100%

	Percent CPD working with learners past year	Completed Program Evaluation	Percent of "At or Above" requested Didactics/Lectures/Labs/Workshops
FACULTY			
Dr. Gordon	23%	100%	100%
MARGINAL PERFORMANCE GEN DERM	31%	99%	75%
MEDIAN FACULTY PERFORMANCE	30%	100%	100%

	Percent CPD working with learners past year	Completed Program Evaluation	Percent of "At or Above" requested Didactics/Lectures/Labs/Workshops
FACULTY			
Dr. Stratman	51%	100%	100%
MARGINAL PERFORMANCE GEN DERM	31%	99%	75%
MEDIAN FACULTY PERFORMANCE	30%	100%	100%

	Percent CPD working with learners past year	Completed Program Evaluation	Percent of "At or Above" requested Didactics/Lectures/Labs/Workshops
FACULTY			
Dr. Green	49%	100%	50%
MARGINAL PERFORMANCE GEN DERM	31%	99%	75%
MEDIAN FACULTY PERFORMANCE	30%	100%	100%

	Percent CPD working with learners past year	Completed Program Evaluation	Percent of "At or Above" requested Didactics/Lectures/Labs/Workshops
FACULTY			
Dr. Kim	16%	100%	100%
MARGINAL PERFORMANCE GEN DERM	31%	99%	75%
MEDIAN FACULTY PERFORMANCE	30%	100%	100%

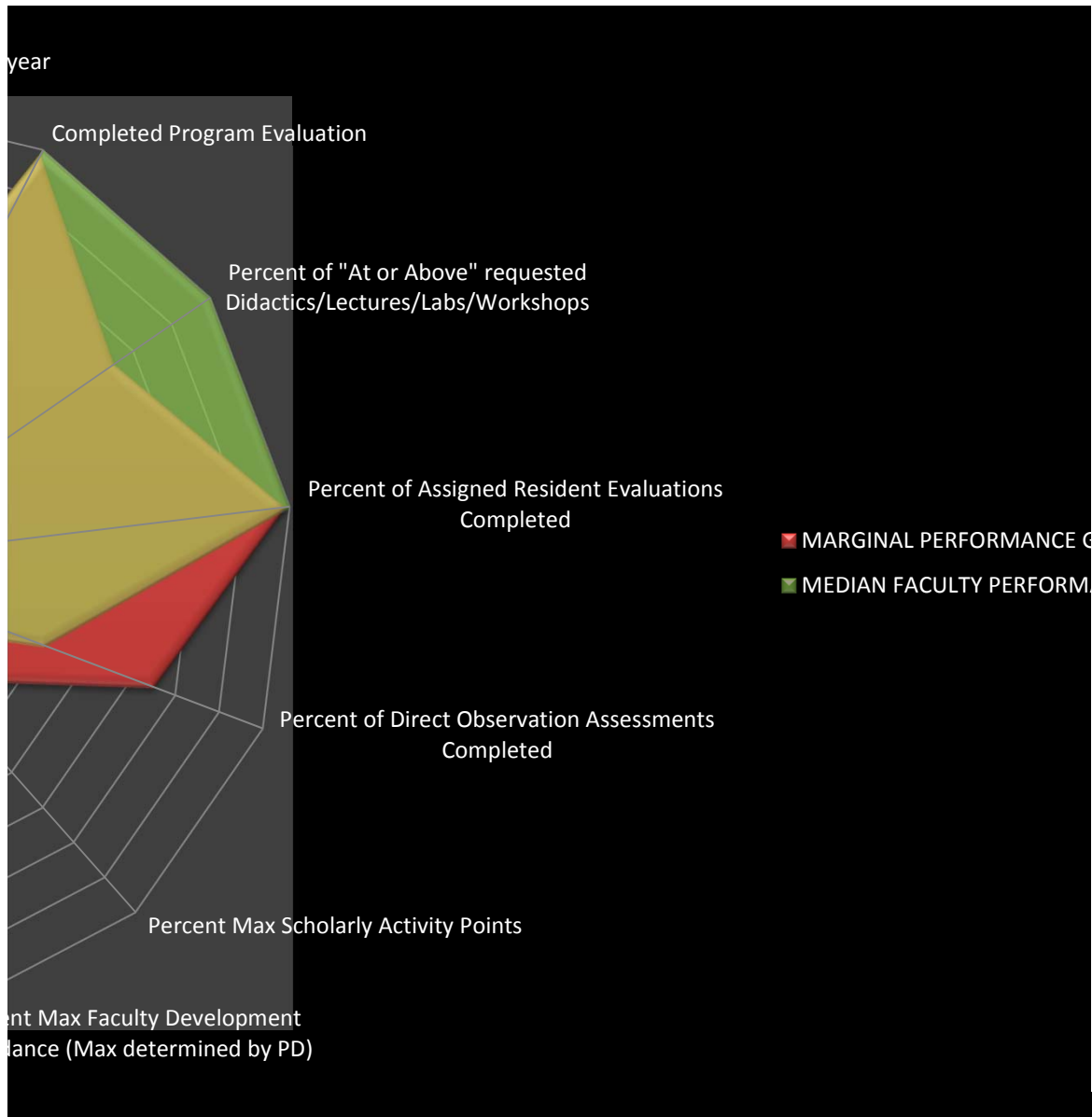
	Percent CPD working with learners past year	Completed Program Evaluation	Percent of "At or Above" requested Didactics/Lectures/Labs/Workshops
FACULTY			
Dr. McIntee	58%	100%	100%
MARGINAL PERFORMANCE GEN DERM	31%	99%	75%
MEDIAN FACULTY PERFORMANCE	30%	100%	100%

	Percent CPD working with learners past year	Completed Program Evaluation	Percent of "At or Above" requested Didactics/Lectures/Labs/Workshops
FACULTY			
Dr. Melski	77%	100%	100%
MARGINAL PERFORMANCE GEN DERM	31%	99%	75%
MEDIAN FACULTY PERFORMANCE	30%	100%	100%

	Percent CPD working with learners past year	Completed Program Evaluation	Percent of "At or Above" requested Didactics/Lectures/Labs/Workshops
FACULTY			
Dr. Miech	11%	0%	100%
MARGINAL PERFORMANCE GEN DERM	31%	99%	75%
MEDIAN FACULTY PERFORMANCE	30%	100%	100%

	Percent CPD working with learners past year	Completed Program Evaluation	Percent of "At or Above" requested Didactics/Lectures/Labs/Workshops
FACULTY			
Dr. Patten	32%	100%	100%
MARGINAL PERFORMANCE GEN DERM	31%	99%	75%
MEDIAN FACULTY PERFORMANCE	30%	100%	100%

	Percent CPD working with learners past year	Completed Program Evaluation	Percent of "At or Above" requested Didactics/Lectures/Labs/Workshops
FACULTY			
Dr. Smith	30%	100%	100%
MARGINAL PERFORMANCE GEN DERM	31%	99%	75%
MEDIAN FACULTY PERFORMANCE	30%	100%	100%



Percent Multiple Learner days (assume 224 CPD/yr)	Percent CPD working with learners past year	Completed Program Evaluation	Didactics/Lectures/Labs/Workshops (Hrs)	Percent of "At or Above" requested Didactics/Lectures/Labs/Workshops
11%	24%	0%	2	50.00%
0%	10%	100%	25	100.00%
1%	23%	100%	16.25	100.00%
22%	49%	100%	2	50.00%
0%	16%	100%	26	100.00%
5%	58%	100%	6	100.00%
53%	77%	100%	6.25	100.00%
2%	11%	0%	79.5	100.00%
8%	32%	100%	6.5	100.00%

6%	30%	100%	6	100.00%
31%	51%	100%	86.5	100.00%
	31%	99%	4	75.00%
	15%	99%	4	75.00%
6.36%	30.02%	1	6.5	100.00%
Percent of Assigned Resident Evaluations Completed	Percent of Direct Observation Assessments Completed	Percent Max Scholarly Activity Points	Percent Max Faculty Development Attendance (Max determined by PD)	Participated in Department Quality Improvement Activity
78%	86%	83%	40%	100%
99%	75%	33%	20%	100%
100%	50%	17%	20%	100%

Percent of Assigned Resident Evaluations Completed	Percent of Direct Observation Assessments Completed	Percent Max Scholarly Activity Points	Percent Max Faculty Development Attendance (Max determined by PD)	Participated in Department Quality Improvement Activity
90%	40%	17%	20%	100%
99%	75%	33%	20%	100%
100%	50%	17%	20%	100%

Percent of Assigned Resident Evaluations Completed	Percent of Direct Observation Assessments Completed	Percent Max Scholarly Activity Points	Percent Max Faculty Development Attendance (Max determined by PD)	Participated in Department Quality Improvement Activity
100%	0%	0%	20%	100%
99%	75%	33%	20%	100%
100%	50%	17%	20%	100%

Percent of Assigned Resident Evaluations Completed	Percent of Direct Observation Assessments Completed	Percent Max Scholarly Activity Points	Percent Max Faculty Development Attendance (Max determined by PD)	Participated in Department Quality Improvement Activity
100%	27%	100%	60%	100%
99%	75%	33%	20%	100%
100%	50%	17%	20%	100%

Percent of Assigned Resident Evaluations Completed	Percent of Direct Observation Assessments Completed	Percent Max Scholarly Activity Points	Percent Max Faculty Development Attendance (Max determined by PD)	Participated in Department Quality Improvement Activity
100%	94%	33%	20%	100%
99%	75%	33%	20%	100%
100%	50%	17%	20%	100%

Percent of Assigned Resident Evaluations Completed	Percent of Direct Observation Assessments Completed	Percent Max Scholarly Activity Points	Percent Max Faculty Development Attendance (Max determined by PD)	Participated in Department Quality Improvement Activity
100%	100%	33%	20%	100%
99%	75%	33%	20%	100%
100%	50%	17%	20%	100%

Percent of Assigned Resident Evaluations Completed	Percent of Direct Observation Assessments Completed	Percent Max Scholarly Activity Points	Percent Max Faculty Development Attendance (Max determined by PD)	Participated in Department Quality Improvement Activity
100%	100%	17%	20%	100%
99%	75%	33%	20%	100%
100%	50%	17%	20%	100%

Percent of Assigned Resident Evaluations Completed	Percent of Direct Observation Assessments Completed	Percent Max Scholarly Activity Points	Percent Max Faculty Development Attendance (Max determined by PD)	Participated in Department Quality Improvement Activity
100%	19%	17%	20%	100%
99%	75%	33%	20%	100%
100%	50%	17%	20%	100%

Percent of Assigned Resident Evaluations Completed	Percent of Direct Observation Assessments Completed	Percent Max Scholarly Activity Points	Percent Max Faculty Development Attendance (Max determined by PD)	Participated in Department Quality Improvement Activity
50%	100%	17%	40%	100%
99%	75%	33%	20%	100%
100%	50%	17%	20%	100%

Percent of Assigned Resident Evaluations Completed	Percent of Direct Observation Assessments Completed	Percent Max Scholarly Activity Points	Percent Max Faculty Development Attendance (Max determined by PD)	Participated in Department Quality Improvement Activity
100%	29%	17%	40%	100%
99%	75%	33%	20%	100%
100%	50%	17%	20%	100%

Percent of Assigned Resident Evaluations Completed	Percent of Direct Observation Assessments Completed	Percent Max Scholarly Activity Points	Percent Max Faculty Development Attendance (Max determined by PD)	Participated in Department Quality Improvement Activity
100%	50%	33%	20%	100%
99%	75%	33%	20%	100%
100%	50%	17%	20%	100%

GEN DERM
ANCE

July 1, 2014-June 30, 2015

RESIDENT EVALUATION COMPLETION	Percent of Assigned Resident Evaluations Completed	Number of Direct Observation Assessments	Expected Number of Direct Observation Assessments	Percent of Direct Observation Assessments Completed	SCHOLARLY ACTIVITIES Points (6 points max)
7	78%	6	7	85.71%	5
7	90%	2	5	40.00%	1
4	100%	0	6	0.00%	0
13	100%	32	34	94.12%	2
10	100%	7	7	100.00%	2
15	100%	13	13	100.00%	1
13	100%	10	52	19.23%	1
7	50%	3	3	100.00%	1
7	100%	2	7	28.57%	1

11	100%	3	6	50.00%	2
13	100%	14	52	26.92%	6
	99%	14		75.00%	2
	99%	7		75.00%	2
10	1	6		50.00%	1
Clinical Role Model Score	Professional Mentor Score	Clinical Supervisor Score	Instructor Score	Evaluator Score	
79%	81%	78%	79%	79%	
75%	75%	75%	75%	75%	
89%	89%	86%	87%	86%	

Clinical Role Model Score	Professional Mentor Score	Clinical Supervisor Score	Instructor Score	Evaluator Score	
87%	86%	88%	86%	86%	
75%	75%	75%	75%	75%	
89%	89%	86%	87%	86%	

Clinical Role Model Score	Professional Mentor Score	Clinical Supervisor Score	Instructor Score	Evaluator Score
90%	73%	85%	73%	75%
75%	75%	75%	75%	75%
89%	89%	86%	87%	86%

Clinical Role Model Score	Professional Mentor Score	Clinical Supervisor Score	Instructor Score	Evaluator Score
96%	95%	96%	95%	95%
75%	75%	75%	75%	75%
89%	89%	86%	87%	86%

Clinical Role Model Score	Professional Mentor Score	Clinical Supervisor Score	Instructor Score	Evaluator Score
87%	89%	89%	89%	91%
75%	75%	75%	75%	75%
89%	89%	86%	87%	86%



Clinical Role Model Score	Professional Mentor Score	Clinical Supervisor Score	Instructor Score	Evaluator Score
90%	89%	86%	87%	85%
75%	75%	75%	75%	75%
89%	89%	86%	87%	86%

Clinical Role Model Score	Professional Mentor Score	Clinical Supervisor Score	Instructor Score	Evaluator Score
97%	96%	95%	96%	95%
75%	75%	75%	75%	75%
89%	89%	86%	87%	86%

Clinical Role Model Score	Professional Mentor Score	Clinical Supervisor Score	Instructor Score	Evaluator Score
99%	96%	98%	98%	95%
75%	75%	75%	75%	75%
89%	89%	86%	87%	86%

Clinical Role Model Score	Professional Mentor Score	Clinical Supervisor Score	Instructor Score	Evaluator Score
89%	92%	86%	94%	90%
75%	75%	75%	75%	75%
89%	89%	86%	87%	86%

Clinical Role Model Score	Professional Mentor Score	Clinical Supervisor Score	Instructor Score	Evaluator Score
79%	75%	75%	75%	76%
75%	75%	75%	75%	75%
89%	89%	86%	87%	86%

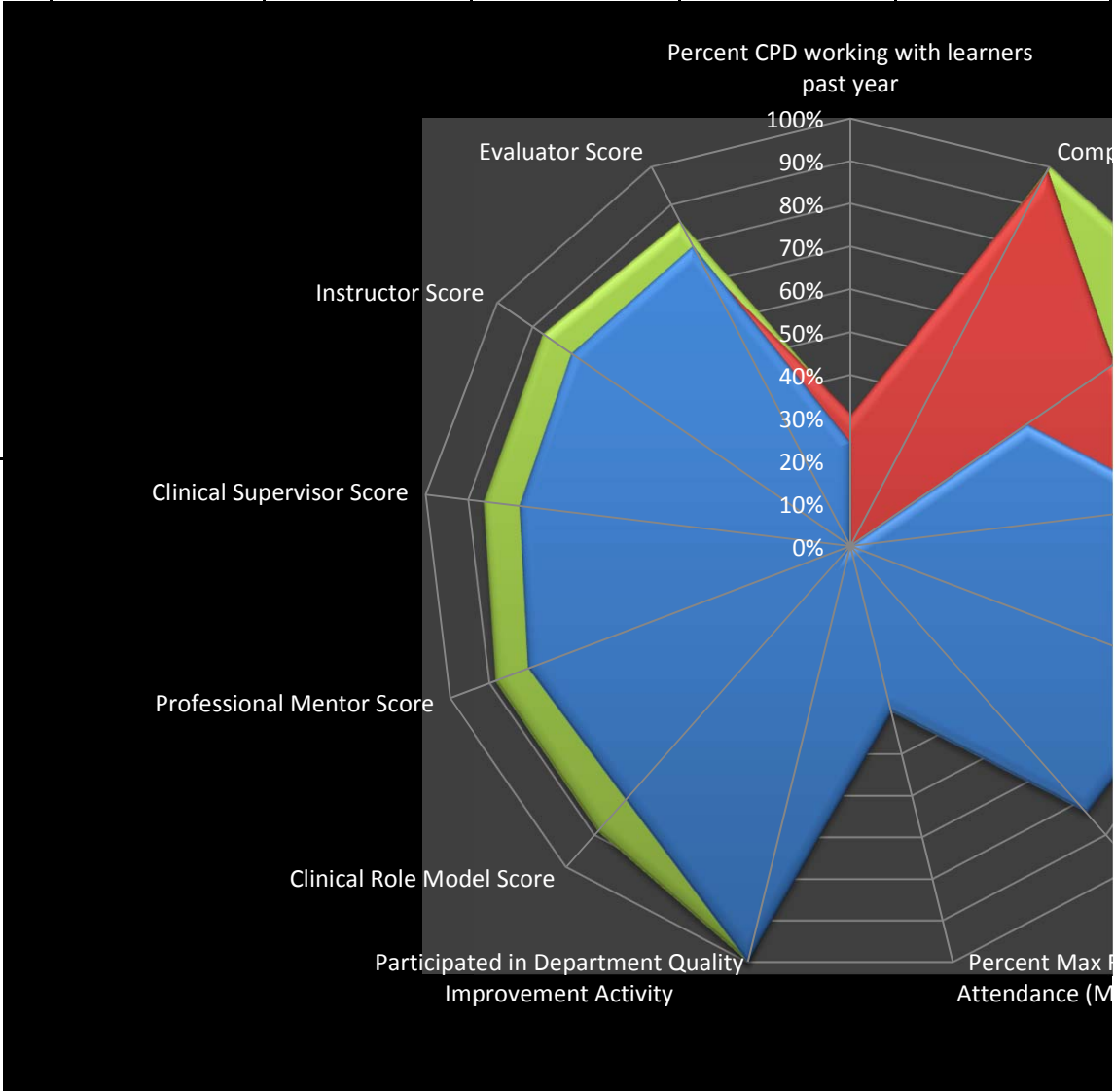
Clinical Role Model Score	Professional Mentor Score	Clinical Supervisor Score	Instructor Score	Evaluator Score
83%	82%	83%	83%	83%
75%	75%	75%	75%	75%
89%	89%	86%	87%	86%

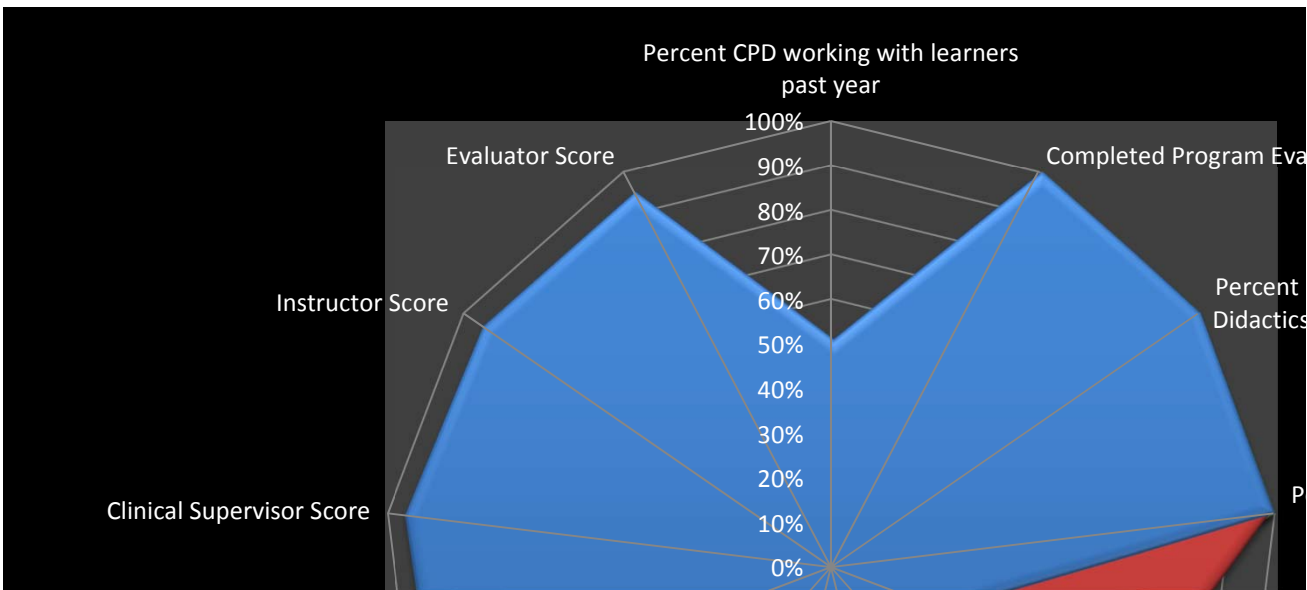
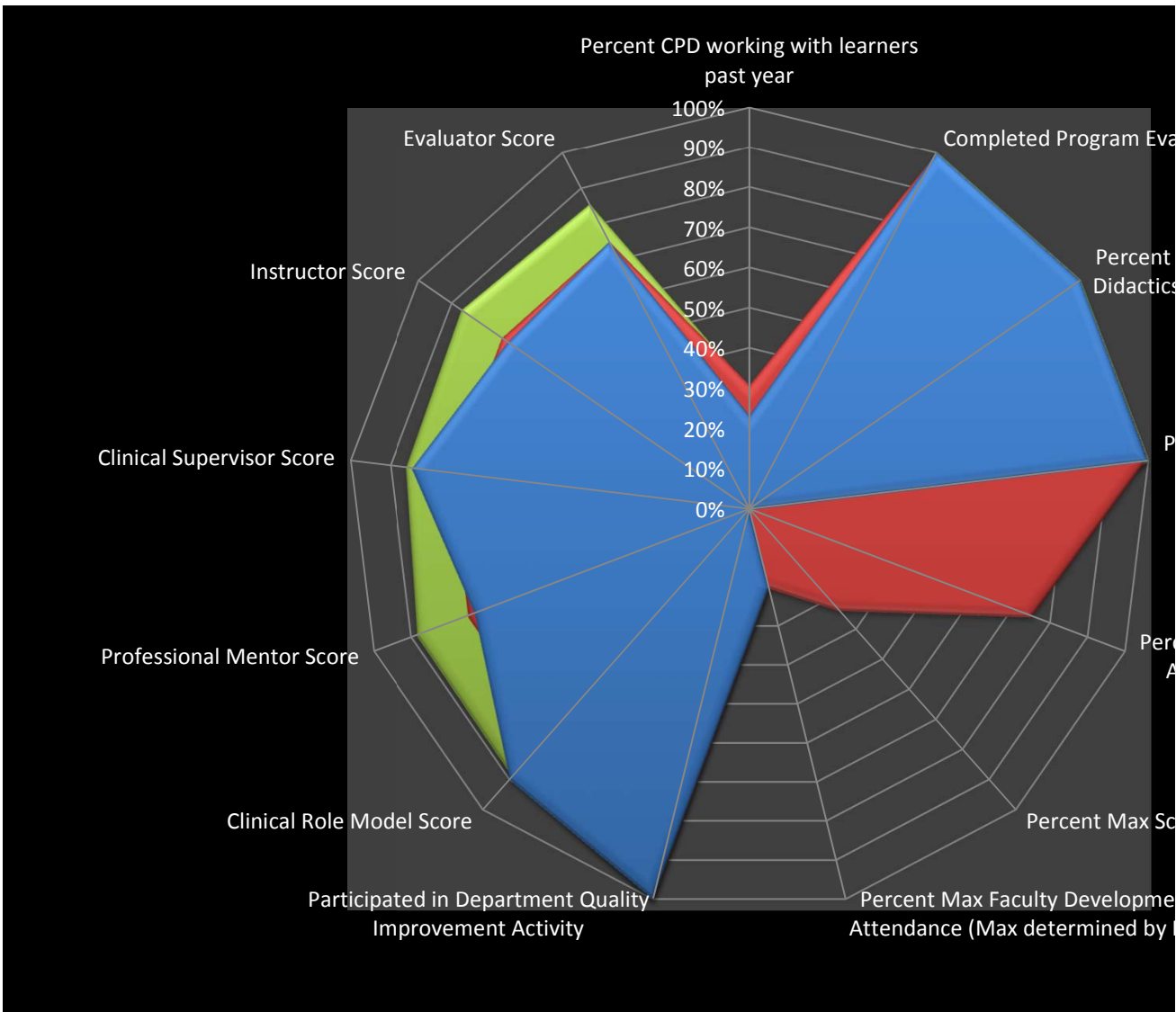


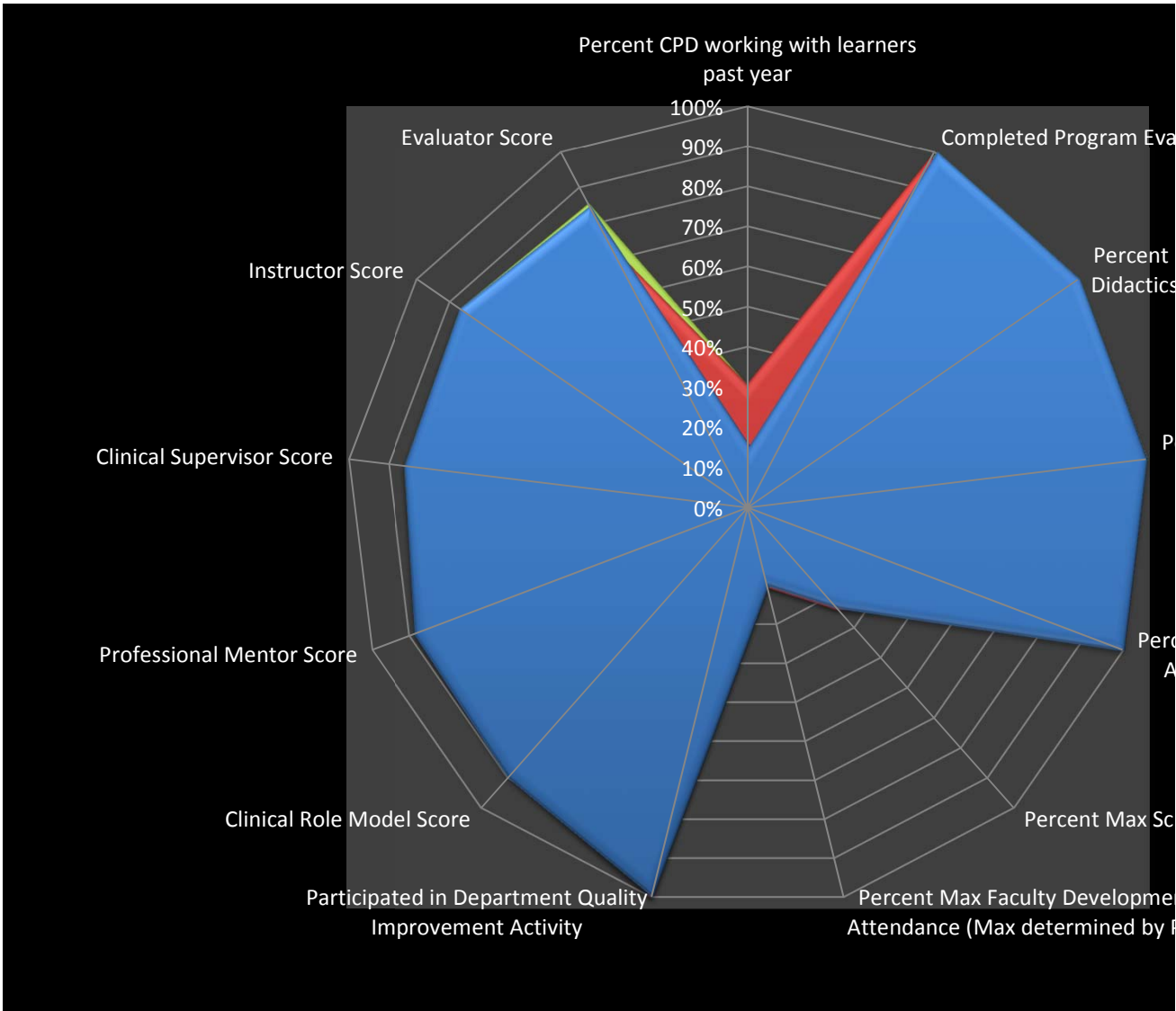
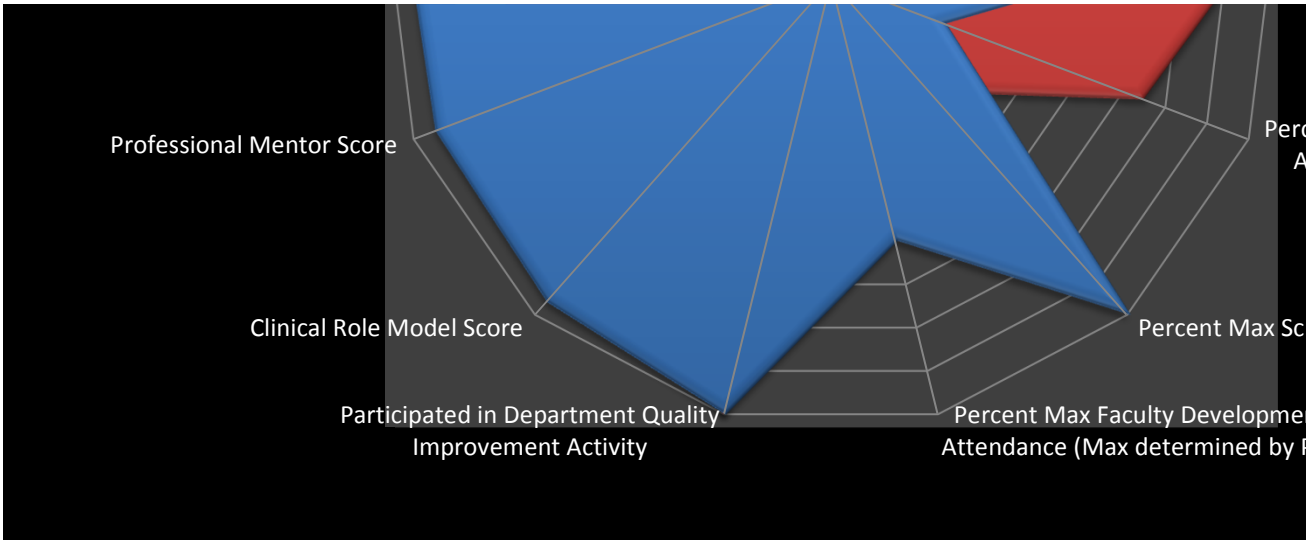
AVERAGE RESIDENT EVALUATION SCORES

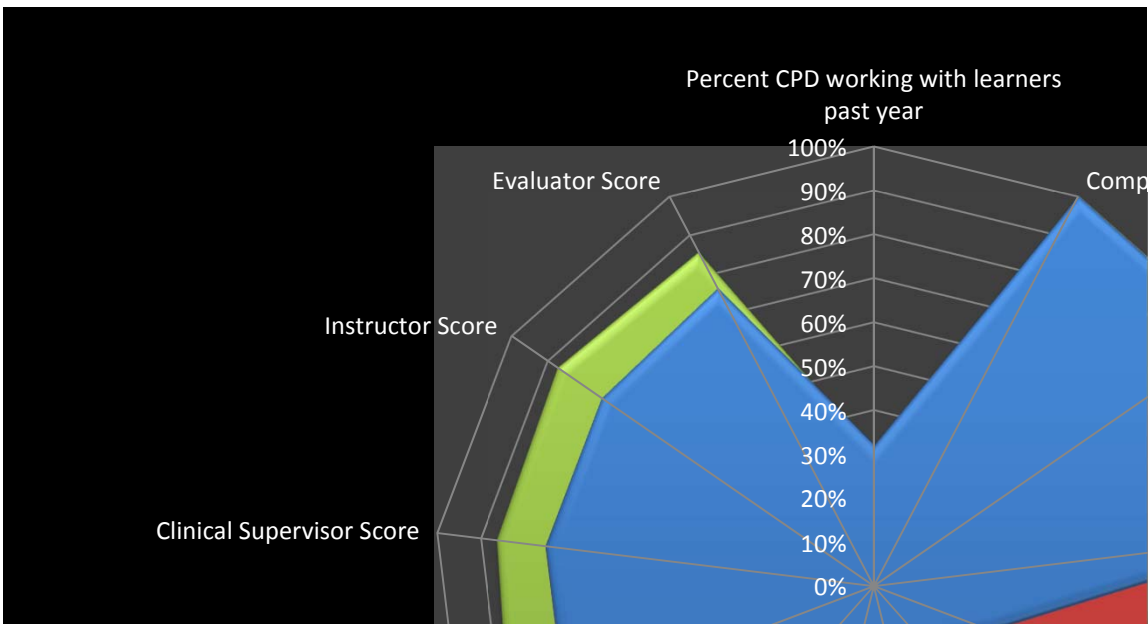
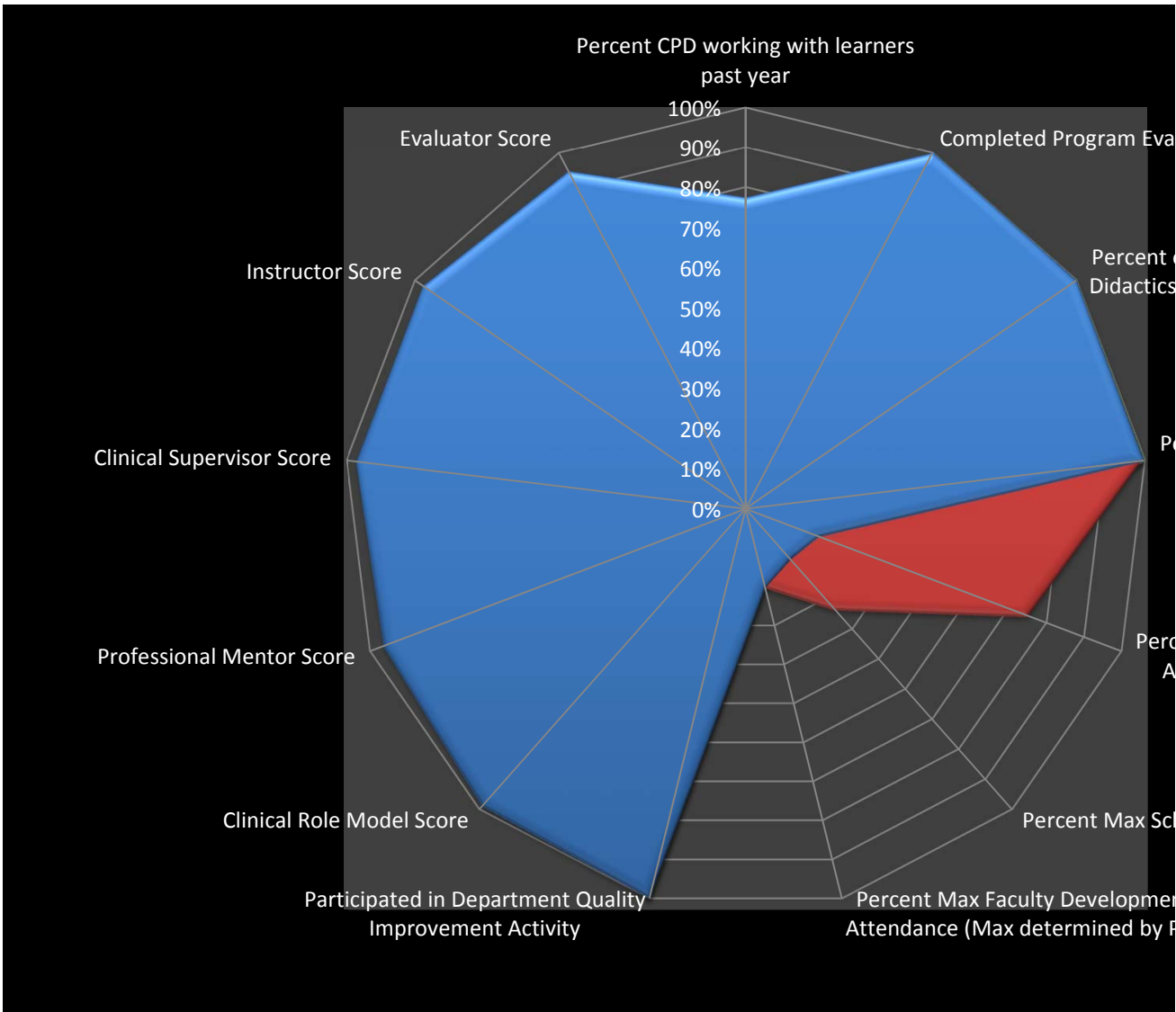
Percent Max Scholarly Activity Points	FACULTY DEVELOPMENT ATTENDANCE	Percent Max Faculty Development Attendance (Max determined by PD)	Participated in Department Quality Improvement Activity	CLINICAL ROLE MODEL	Clinical Role Model Score
83%	2	40%	100%	4.75	79%
17%	1	20%	100%	5.24	87%
0%	1	20%	100%	5.38	90%
33%	1	20%	100%	5.23	87%
33%	1	20%	100%	5.39	90%
17%	1	20%	100%	5.81	97%
17%	1	20%	100%	5.92	99%
17%	2	40%	100%	5.33	89%
17%	2	40%	100%	4.75	79%

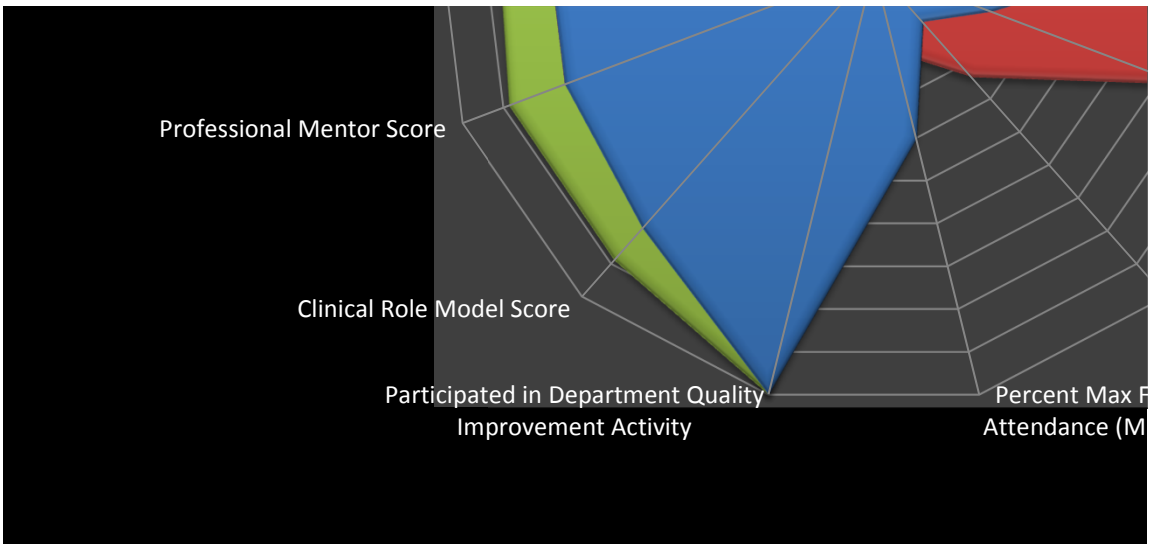
33%	1	20%	100%	5	83%
100%	3	60%	100%	5.77	96%
33%	1	20%	100%	4.5	75%
33%	1	20%	100%	4.5	75%
16.67%	1	20.00%	100.00%	5.33	88.83%



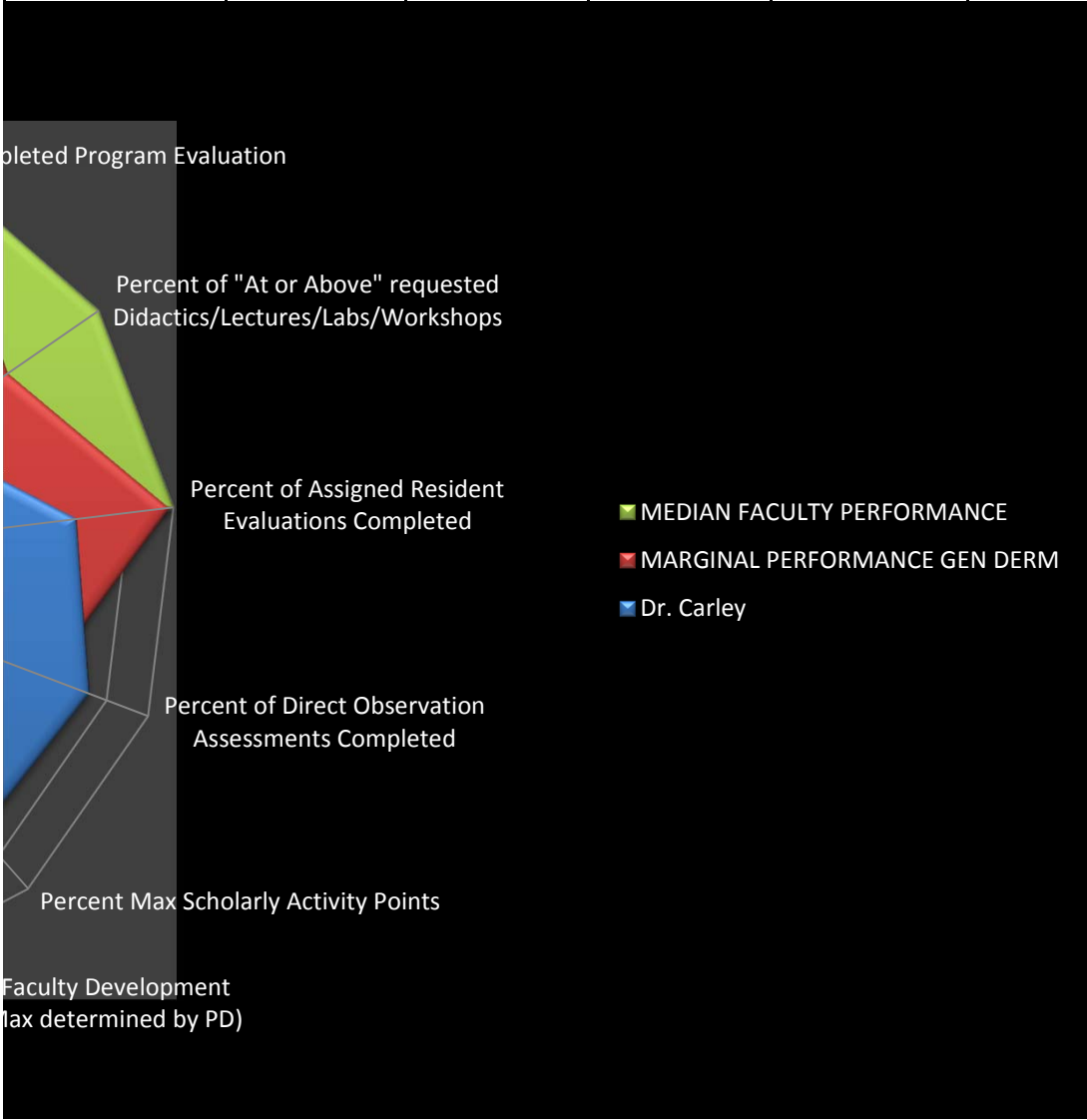



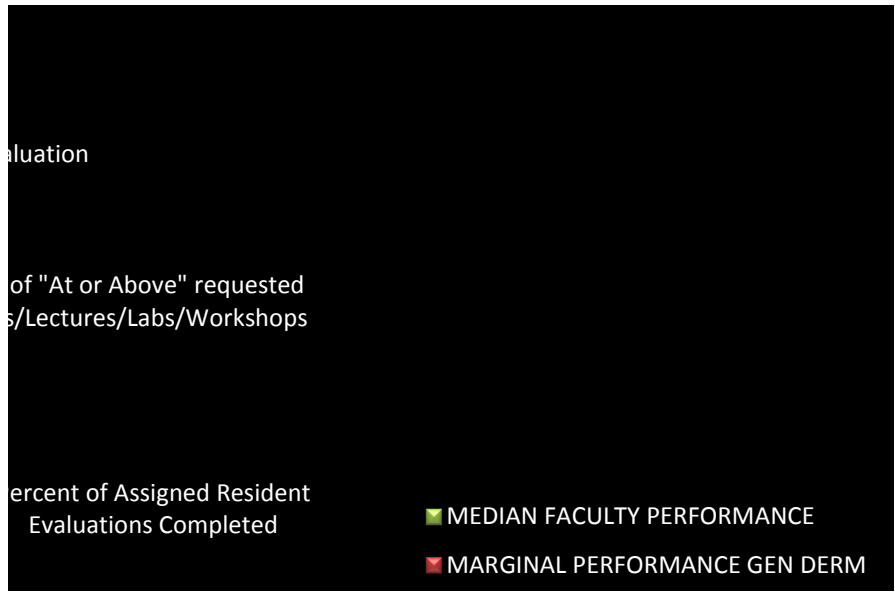
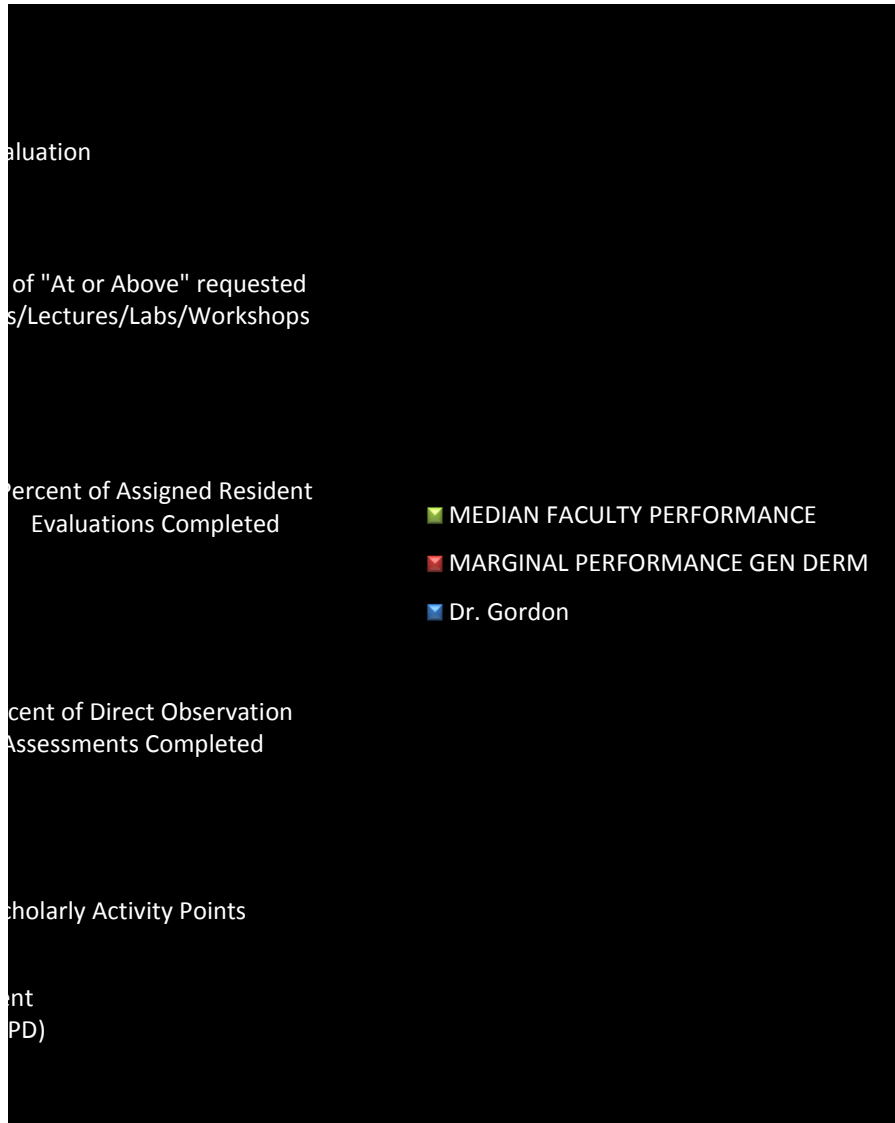






4.92	82%	5	83%	5	83%	5
5.69	95%	5.77	96%	5.69	95%	5.69
4.5	75%	4.5	75%	4.5	75%	4.5
4.5	75%	4.5	75%	4.5	75%	4.5
5.31	88.50%	5.17	86.17%	5.23	87.17%	5.14





Dr. Stratman

Percent of Direct Observation
Assessments Completed

Scholarly Activity Points

nt
(PD)

Profe

valuation

of "At or Above" requested
s/Lectures/Labs/Workshops

Percent of Assigned Resident
Evaluations Completed

MEDIAN FACULTY PERFORMANCE

MARGINAL PERFORMANCE GEN DERM

Dr. Kim

Percent of Direct Observation
Assessments Completed

Scholarly Activity Points

nt
(PD)

Clinic

Profe

luation

of "At or Above" requested
s/Lectures/Labs/Workshops

Percent of Assigned Resident
Evaluations Completed

- MEDIAN FACULTY PERFORMANCE
- MARGINAL PERFORMANCE GEN DERM
- Dr. Melski

Percent of Direct Observation
Assessments Completed

holarly Activity Points

nt
(PD)

Clinic

Profe

Completed Program Evaluation

Percent of "At or Above" requested
Didactics/Lectures/Labs/Workshops

Percent of Assigned Resident
Evaluations Completed

- MEDIAN FACULTY PERFORMANCE
- MARGINAL PERFORMANCE GEN DERM

Percent of Direct Observation
Assessments Completed

Percent Max Scholarly Activity Points

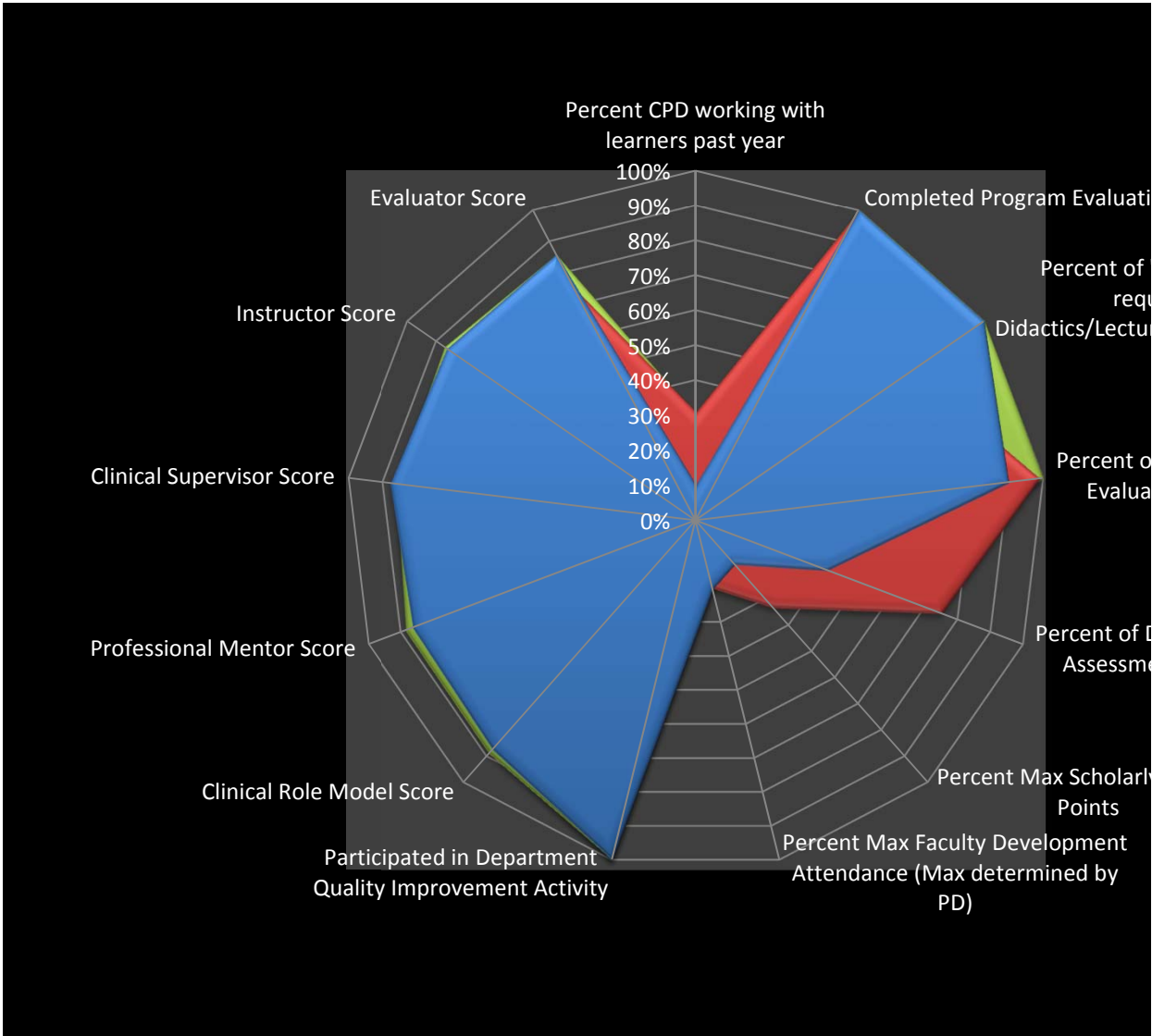
Faculty Development
(max determined by PD)

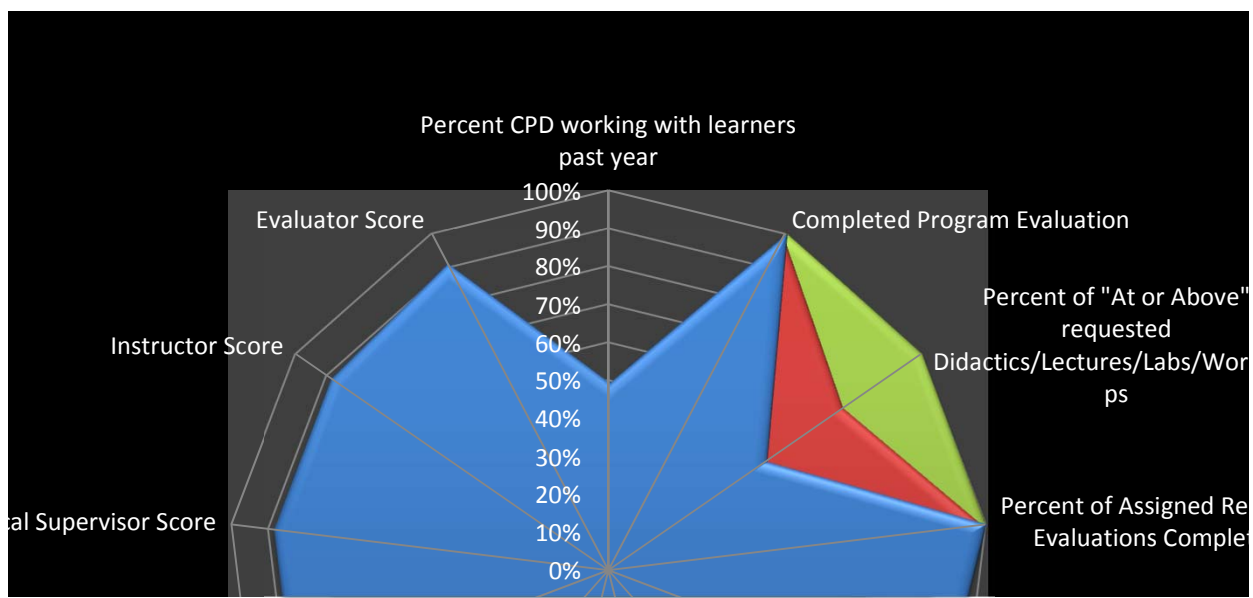
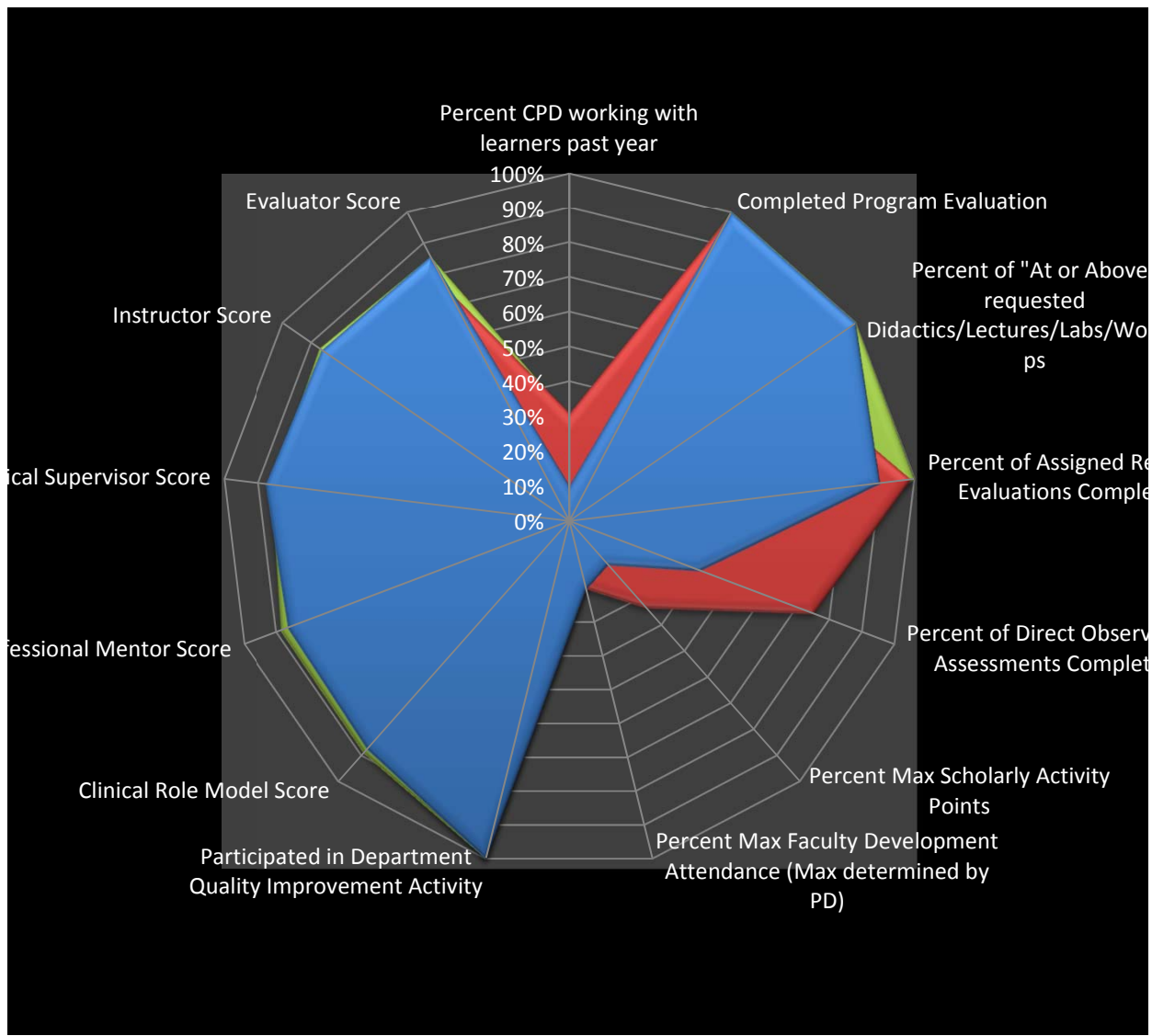


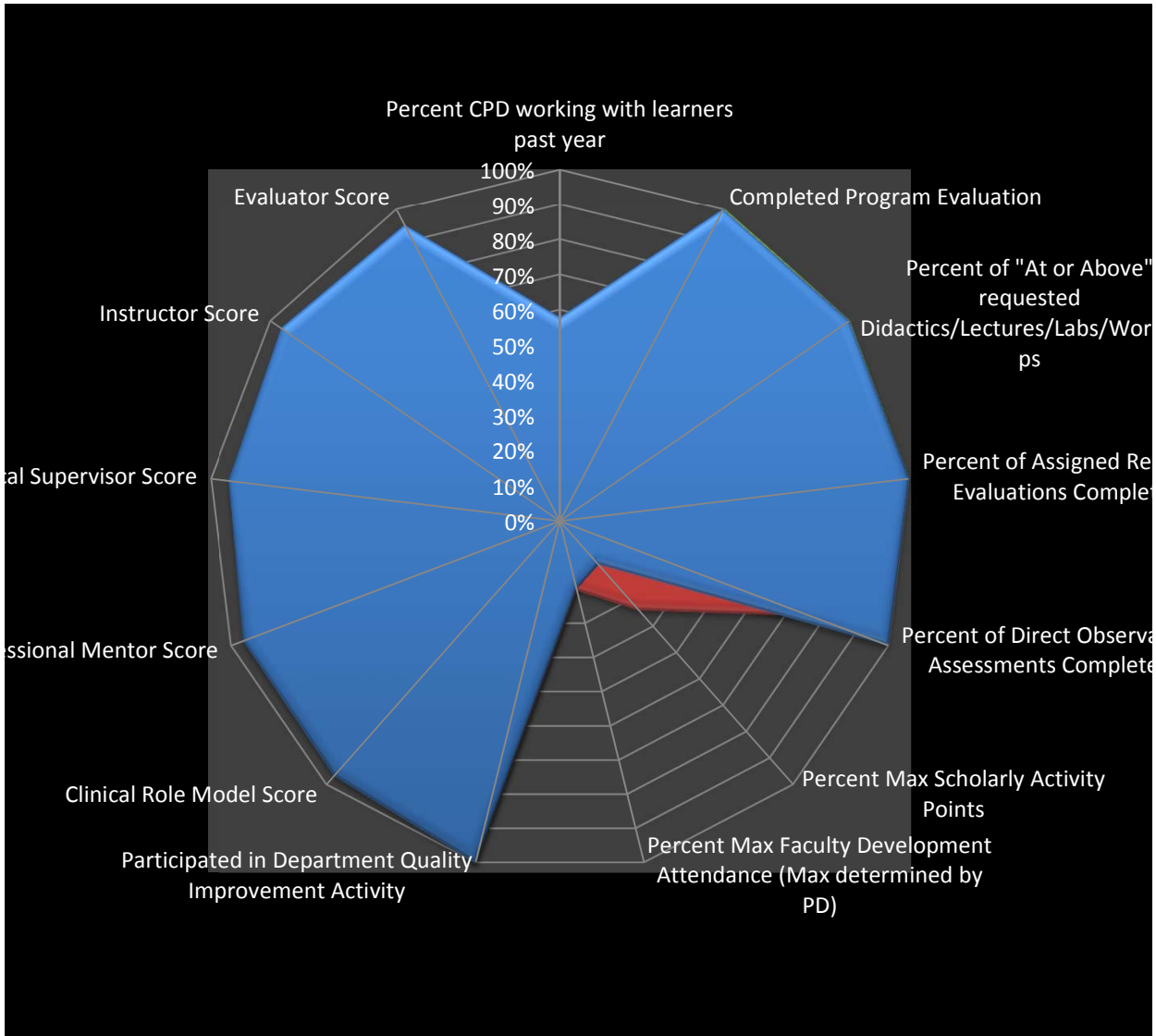
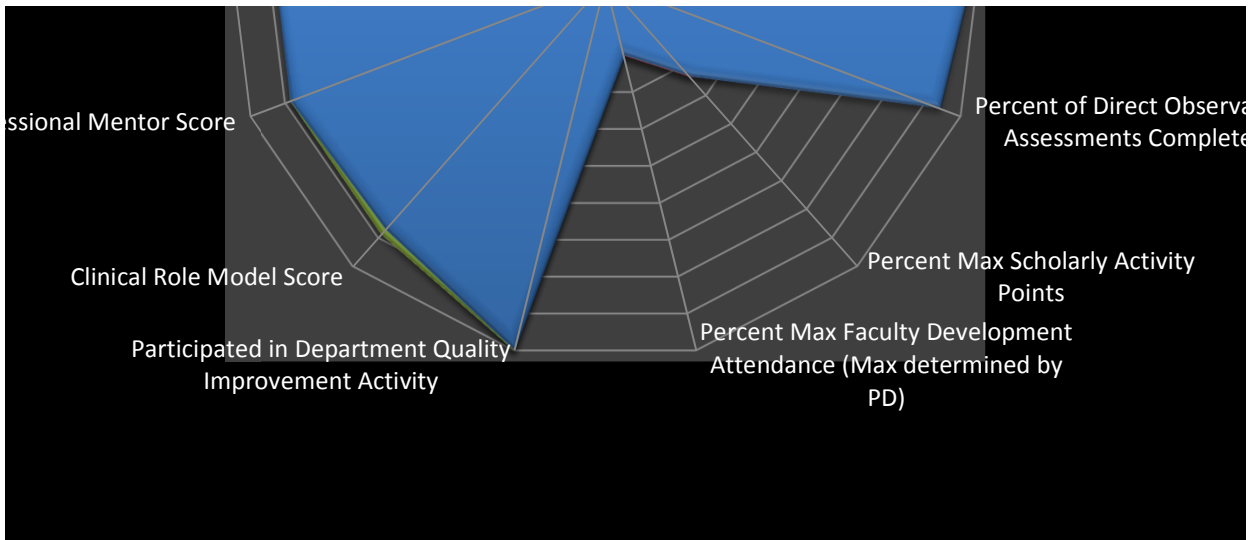
Evaluator
Score

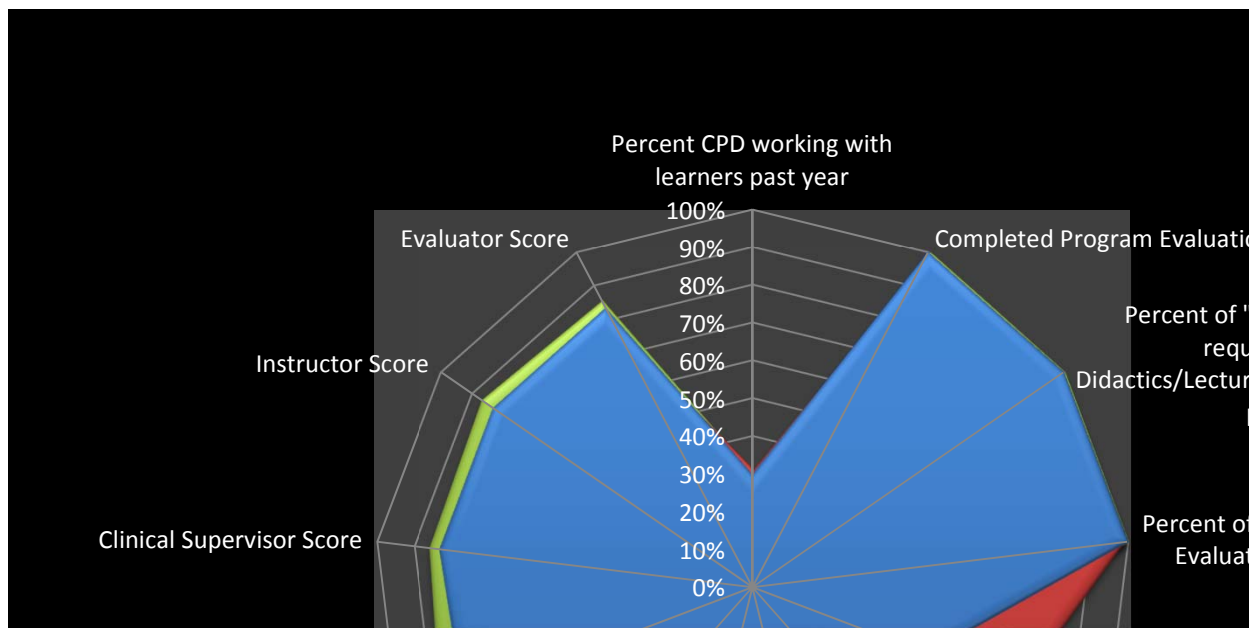
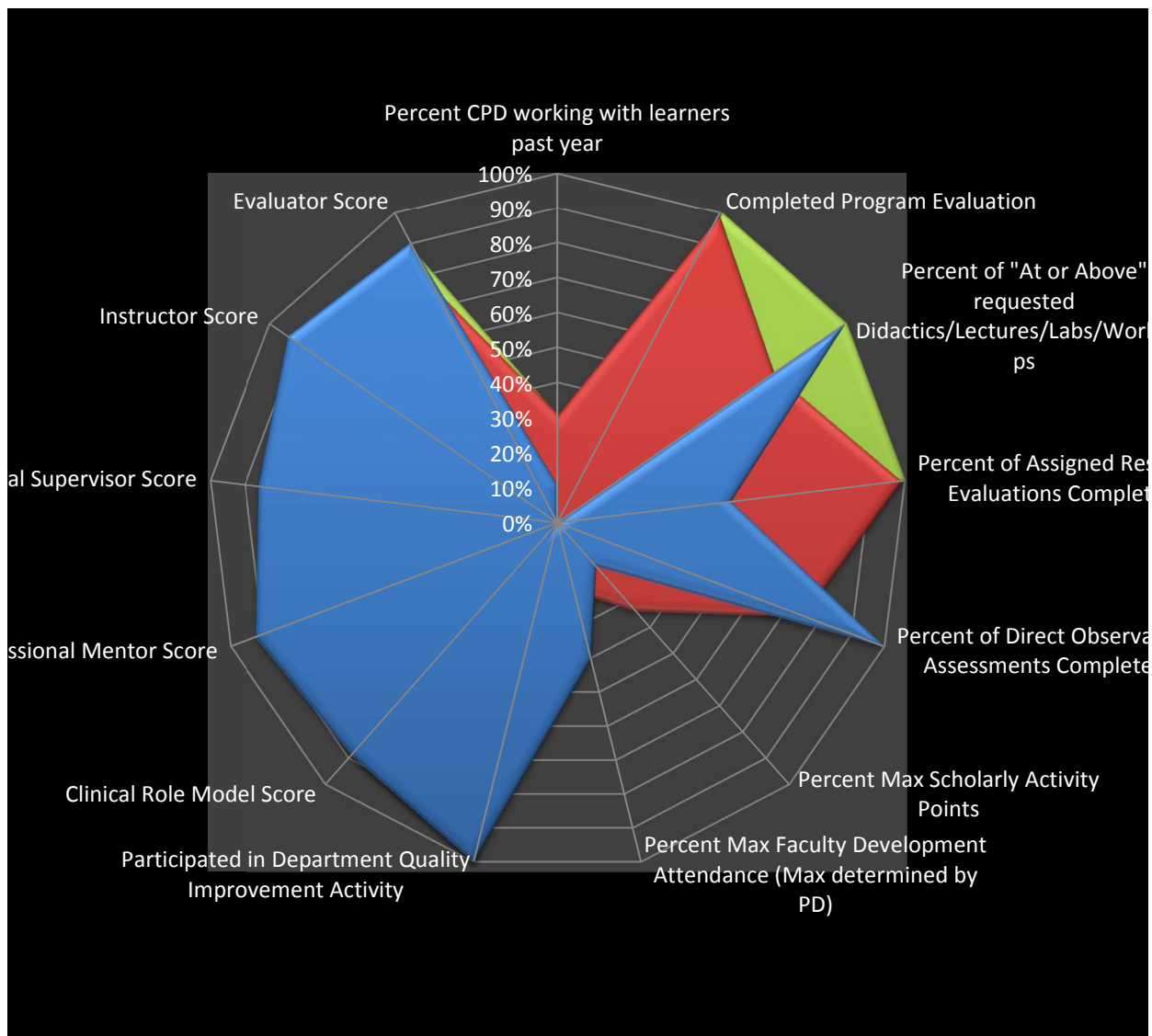
79%
86%
75%
91%
85%
95%
95%
90%
76%

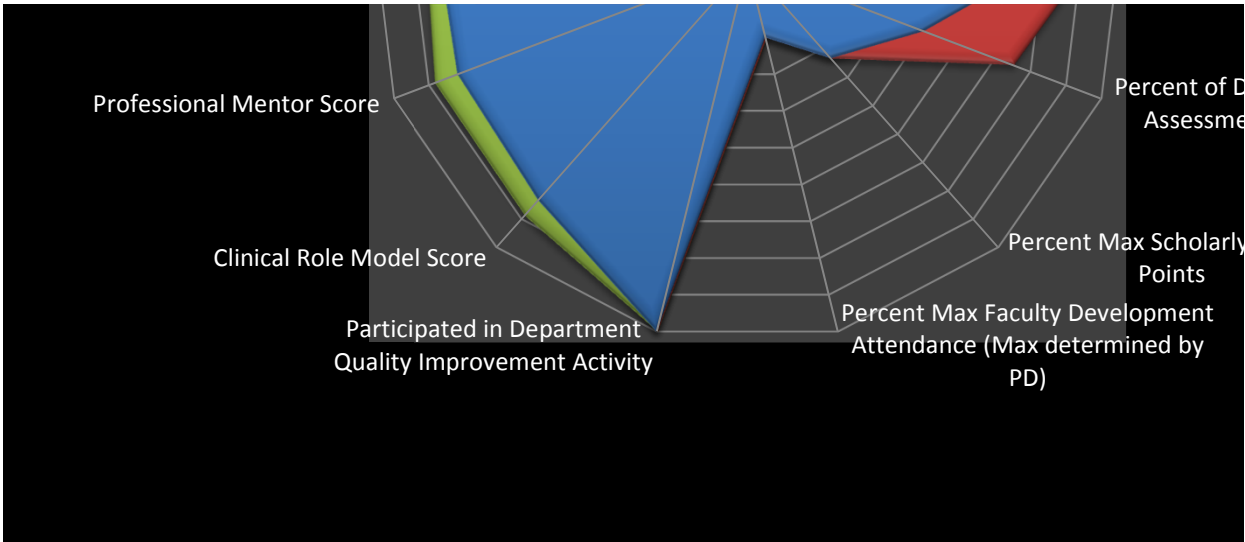
83%
95%
75%
75%
85.67%











on

"At or Above"

Requested

Res/Labs/Worksho

ps

of Assigned Resident
ations Completed


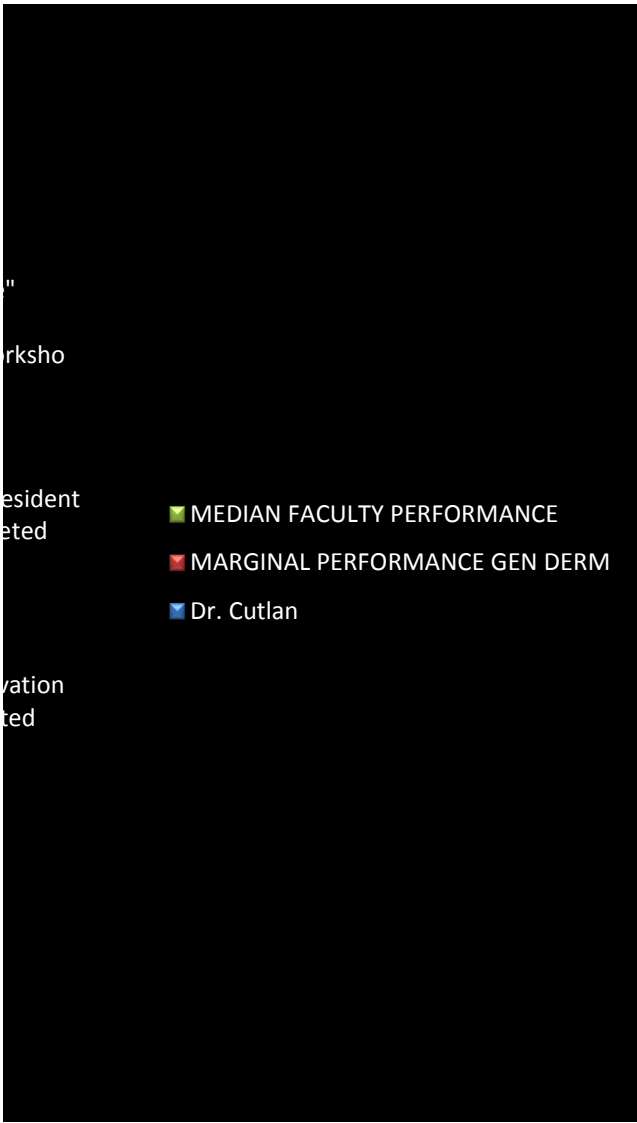
Direct Observation
ents Completed

y Activity

■ MEDIAN FACULTY PERFORMANCE

■ MARGINAL PERFORMANCE GEN DERM

■ Dr. Cutlan



Dr. Green

ation
ed

ksho

ident
ted

- MEDIAN FACULTY PERFORMANCE
- MARGINAL PERFORMANCE GEN DERM
- Dr. McIntee

ation
ed

ksho

resident
ted

- MEDIAN FACULTY PERFORMANCE
- MARGINAL PERFORMANCE GEN DERM
- Dr. Miech

ation
ed

on

"At or Above"
requested
res/Labs/Worksho
ps

f Assigned Resident
tions Completed

- MEDIAN FACULTY PERFORMANCE
- MARGINAL PERFORMANCE GEN DERM

■ Dr. Smith

Dr. Smith

Direct Observation
Events Completed

y Activity