

# **APD: Dermatology 2016 Match Review**

**Dean S. Morrell, MD**

**UNC Chapel Hill**

**[morrell@med.unc.edu](mailto:morrell@med.unc.edu)**

## Results and Data

### 2016 Main Residency Match®



## Charting Outcomes in the Match for U.S. Allopathic Seniors

**Characteristics of U.S. Allopathic Seniors Who Matched to Their  
Preferred Specialty in the 2016 Main Residency Match**

**1st Edition**

**Prepared by:**  
National Resident Matching Program  
[www.nrmp.org](http://www.nrmp.org)

September 2016

# MATCH 2016

TYPE OF POSITION	PROGRAMS	POSITIONS	US SENIOR applications	Total applications	US SENIOR matches	Total matches
PGY-1	9	21	174	182	21	21
MED/DERM	5	6	30	30	6	6
PGY2	113	399	467	614	341	389
'R'	16	20	N/A	62	N/A	19

**440 TOTAL DERM  
POSITIONS**

**614 TOTAL DERM  
APPLICANTS**

# PREVIOUS DERM MATCHES

POSITIONS	2011	2012	2013	2014	2015	2016
PGY-1	28	23	23	20	22	21
MED/DER M	9	9	8	6	6	6
PGY-2	344	340	365	380	385	399
R	0	0	32	35	26	20
<b>TOTAL</b>	<b>372</b>	<b>363</b>	<b>407</b>	<b>414</b>	<b>427</b>	<b>440</b>
<b>TOTAL APPLICANTS</b>	<b>542</b>	<b>515</b>	<b>590</b>	<b>606</b>	<b>656</b>	<b>681</b>
<b>US SENIORS</b>	<b>407</b>	<b>387</b>	<b>445</b>	<b>469</b>	<b>486</b>	<b>467</b>
<b>US SENIOR MATCH RATE</b>	<b>75.9%</b>	<b>80.1%</b>	<b>75.7%</b>	<b>75.4%</b>	<b>73.2%</b>	<b>77%</b>

# MATCH 2016

TYPE OF POSITION	APPLICANT MATCH RATE	AVERAGE RANKS TO FILL PROGRAM
PGY-1	12%	5.7
MED/DERM	20%	2.1
PGY-2	63%	3.5
'R'	31%	1.1

# US SENIOR MATCH RATES INTO **PREFERRED SPECIALTIES**

- All specialties combined: 91.9%
- Most competitive 5:
  - Vascular surgery 71%
  - Orthopaedics 75%
  - Neurological surgery 76%
  - Plastic surgery 77%
  - **Dermatology 77%**

# 2016 DERM MATCHED SENIORS VS OTHER SPECIALTIES

- STEP 1 and 2 scores: Rank **#2** (Plastic surgery)
- ‘Research Experiences’: Rank **#5**
  - 1. PMR, 2. Rad Onc, 3. ENT, 4. Neurosurgery
- ‘Abstracts, Presentations, Publications’: **#4**
  - 1. Neurosurgery, 2. Rad Onc, 3. Plastics
- ‘Volunteer Experiences’: **#1**
- Percentage AOA: **#1**

**Table  
DM-1****Summary Statistics on U.S. Allopathic Seniors  
Dermatology**

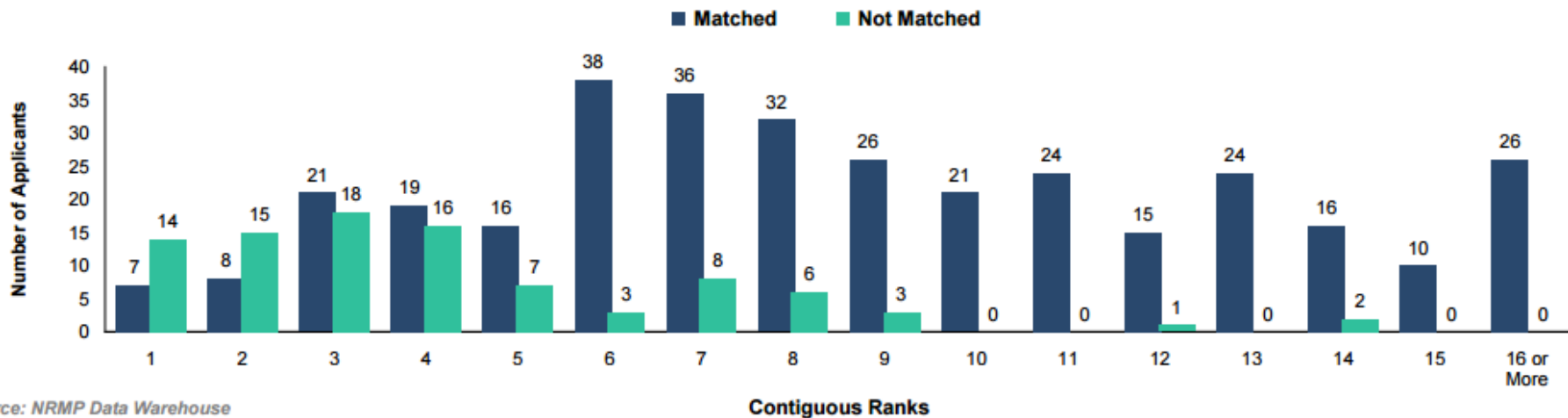
Measure	Matched (n=339)	Unmatched (n=93)
1. Mean number of contiguous ranks	8.9	4.2
2. Mean number of distinct specialties ranked	2.2	2.3
3. Mean USMLE Step 1 score	249	239
4. Mean USMLE Step 2 score	257	246
5. Mean number of research experiences	4.7	3.8
6. Mean number of abstracts, presentations, and publications	11.7	8.7
7. Mean number of work experiences	3.1	3.2
8. Mean number of volunteer experiences	10.1	7.6
9. Percentage who are AOA members	52.8	25.8
10. Percentage who graduated from one of the 40 U.S. medical schools with the highest NIH funding	41.9	17.2
11. Percentage who have Ph.D. degree	8.0	2.4
12. Percentage who have another graduate degree	12.8	15.7

Note: Only U.S. allopathic seniors who gave consent to use their information in research are included.

Sources. NRMP Data Warehouse; Top 40 U.S. medical schools with the highest NIH funding in measure 10 is from the NIH website (<http://report.nih.gov/award/index.cfm>).



**Chart DM-2** Number of Contiguous Ranks of U.S. Allopathic Seniors  
*Dermatology*



Source: NRMP Data Warehouse

**Less than 6 ranks: 50% match rate**  
**6 or more ranks: 78% match rate**  
**10 or more ranks: 98% match rate**

Probability of U.S. Allopathic Seniors Matching to Preferred Specialty by Number of  
Contiguous Ranks  
*Dermatology*

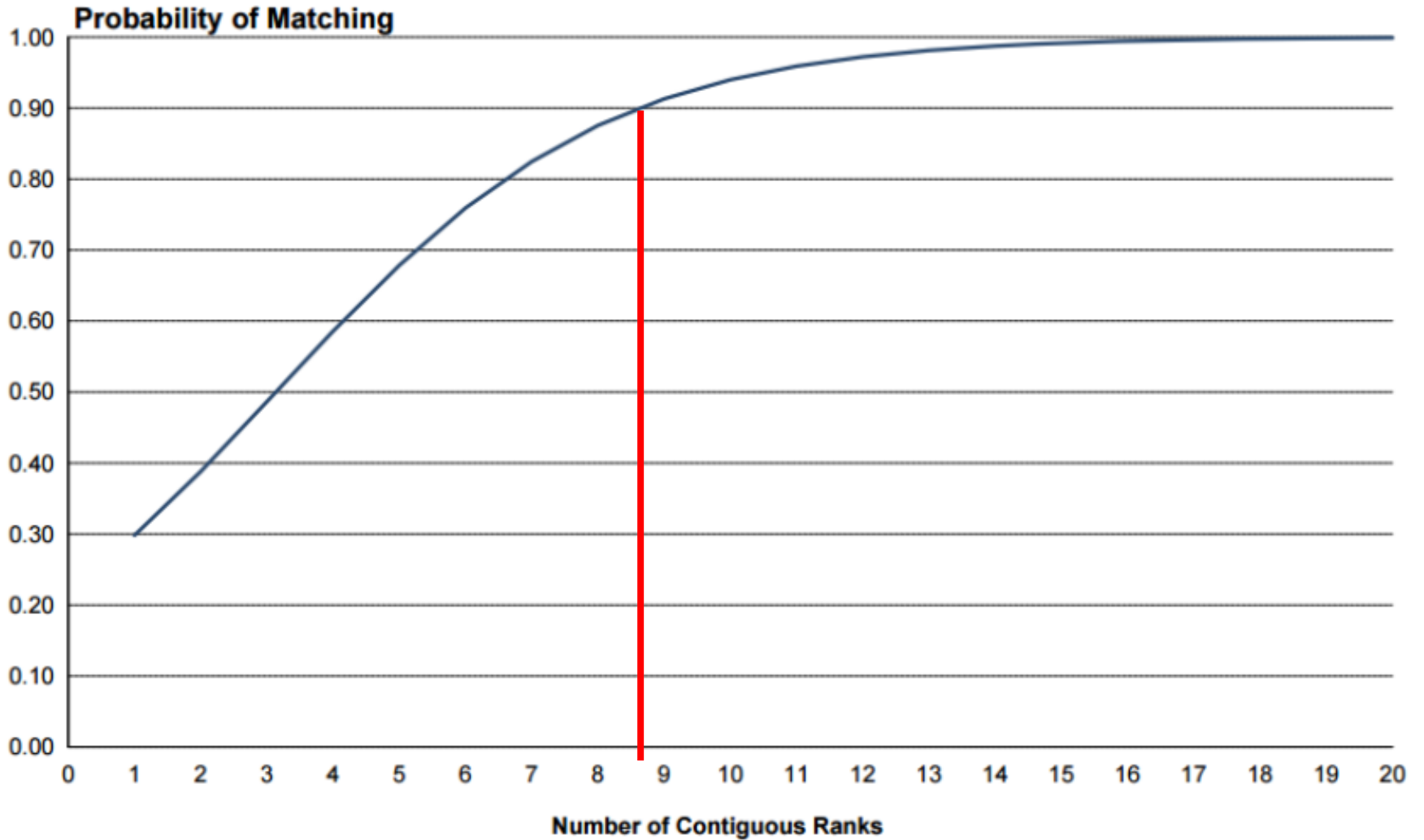
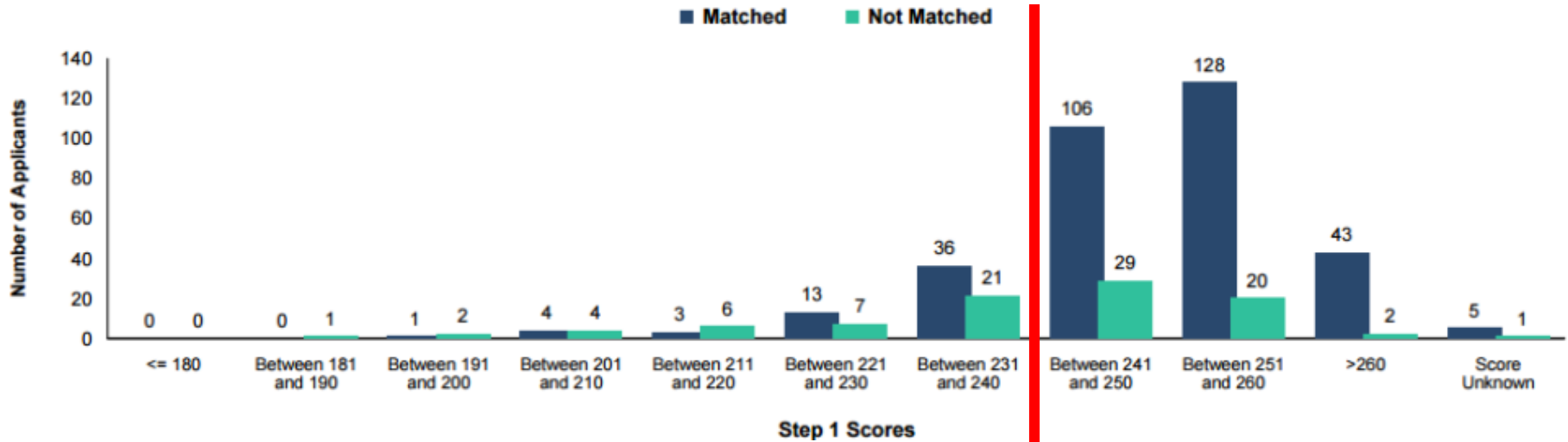


Chart  
DM-3

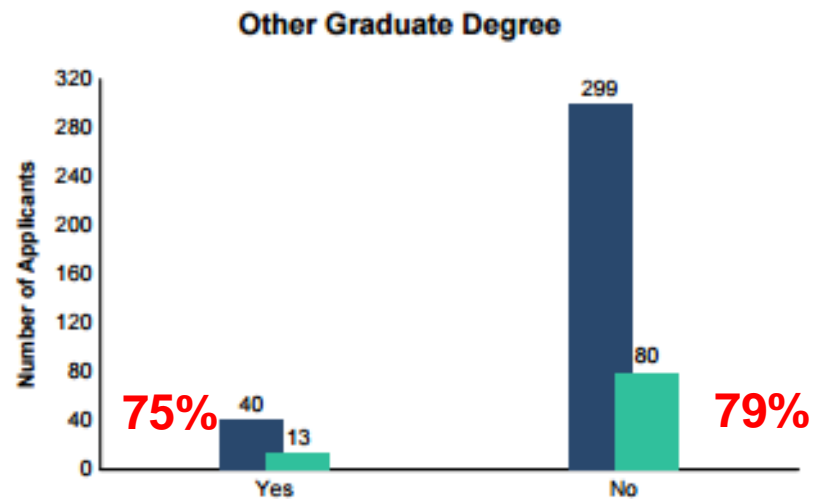
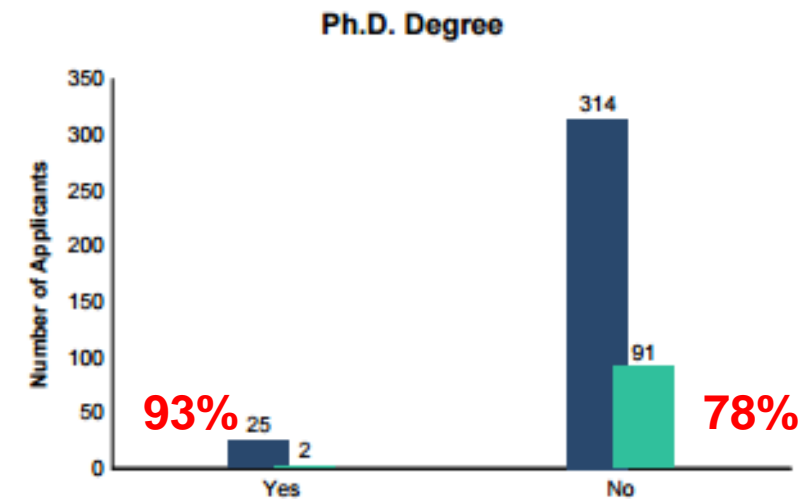
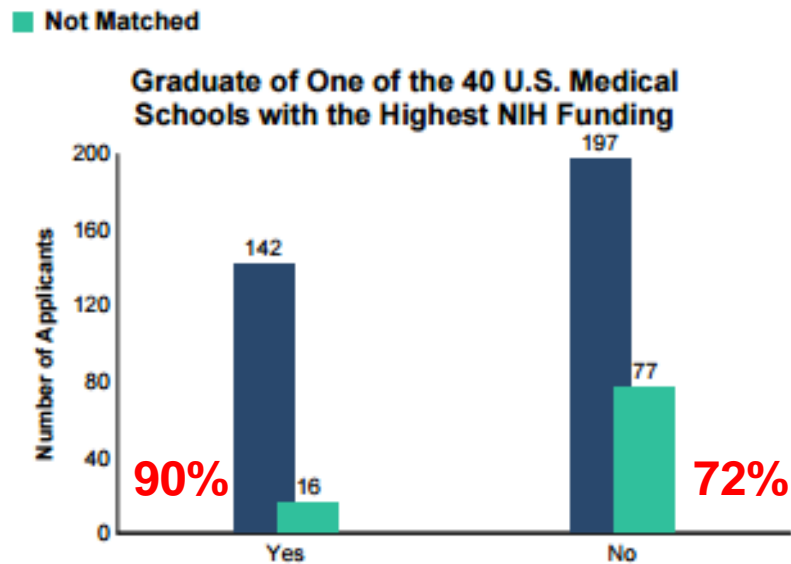
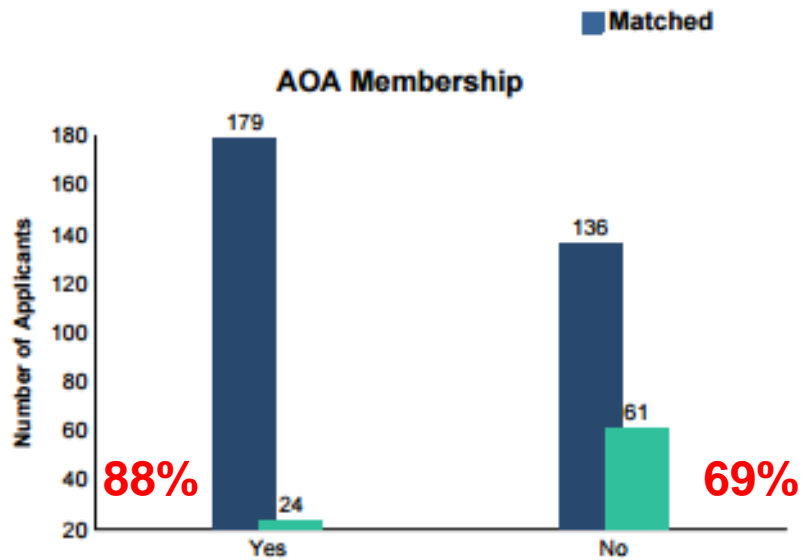
# USMLE Step 1 Scores of U.S. Allopathic Seniors *Dermatology*



240

58% 84%

Percentage of Matching



Source: NRMP Data Warehouse. Top 40 U.S. medical schools with the highest NIH funding from NIH: <http://report.nih.gov/award/index.cfm>

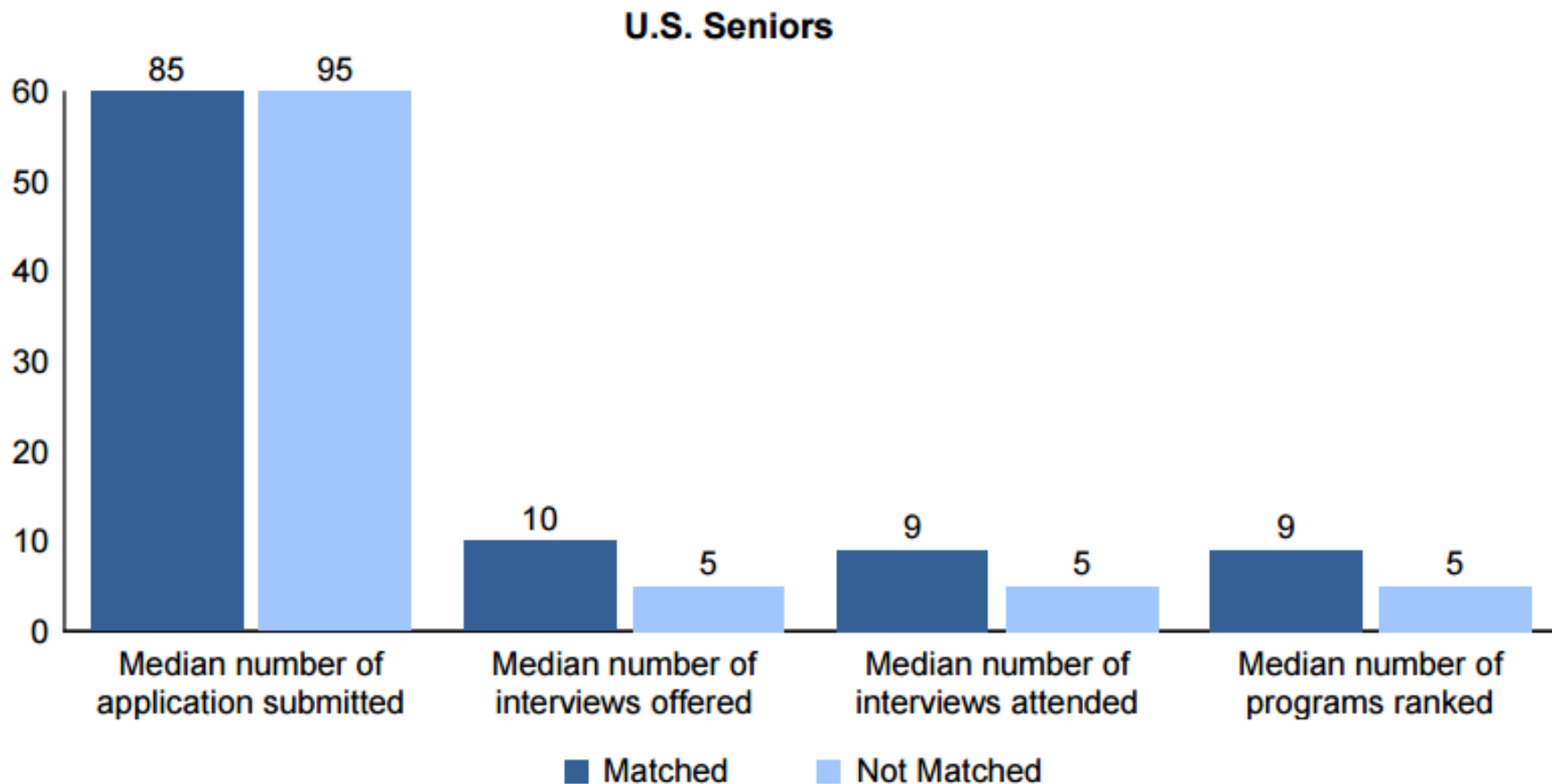
**Results of the 2015  
NRMP Applicant Survey**  
by Preferred Specialty and Applicant Type

September 2015

[www.nrmp.org](http://www.nrmp.org)

**Figure DM-4**

**Dermatology**  
**Percentage of Applicants Citing Different Ranking Strategies**  
*by Applicant Type*



## Results of the 2016 NRMP Program Director Survey

**34.5% response rate**

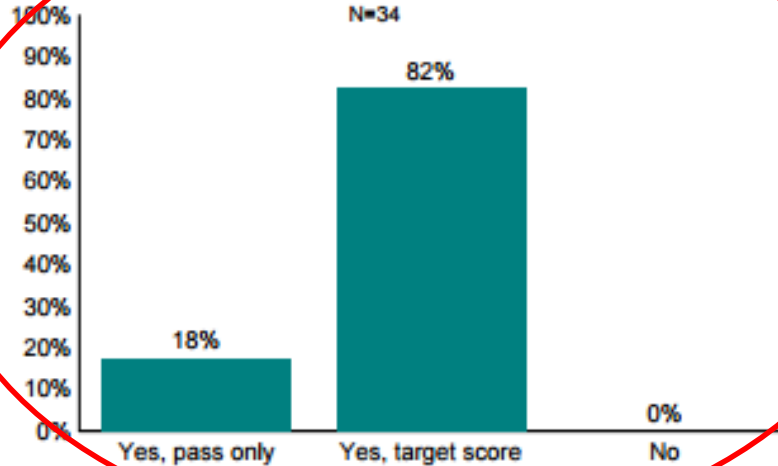
**Figure D-3**

**Dermatology Programs That Use USMLE Step 1 and Step 2 Clinical Knowledge (CK) Scores When Considering Which Applicants to Interview**

**Percentage of Programs That Use USMLE Step 1 Score**

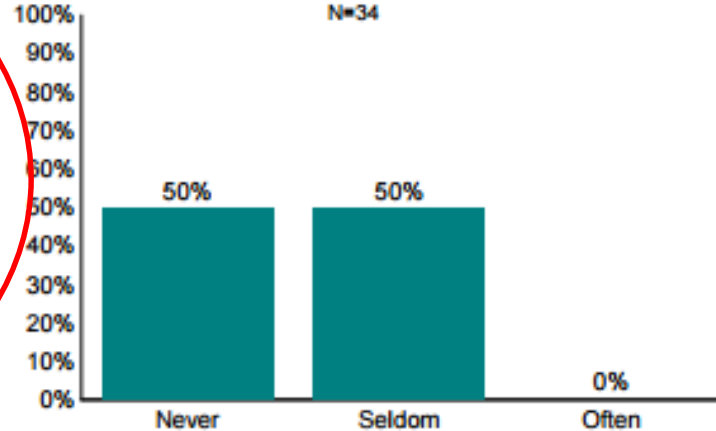
Scores required?

N=34



Would your program consider applicants who fail the exam on the first attempt?

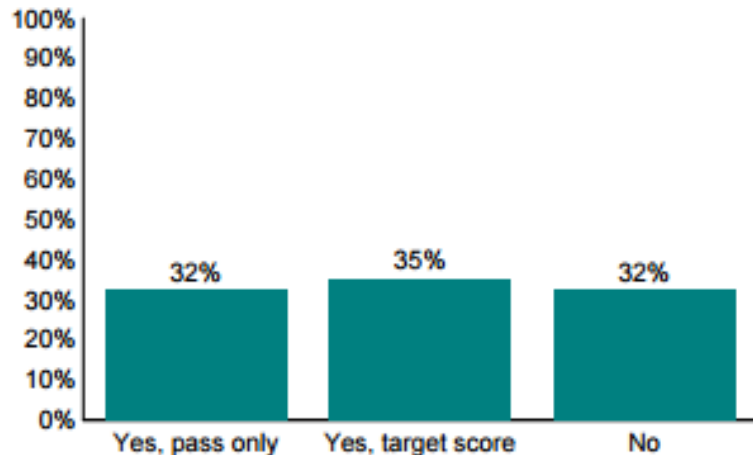
N=34



**Percentage of Programs That Use USMLE Step 2 (CK) Score**

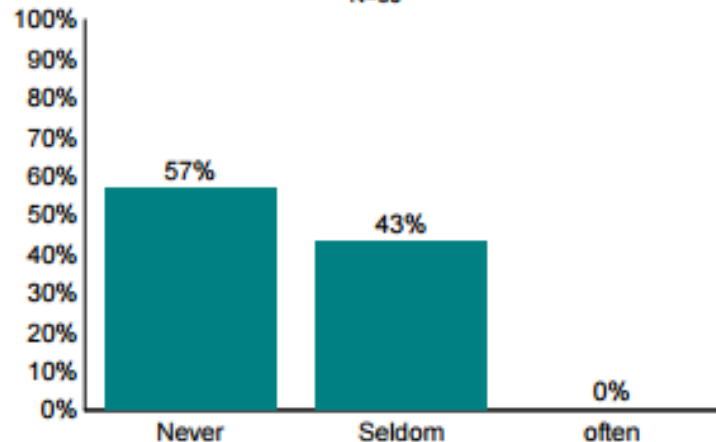
Scores required?

N=34



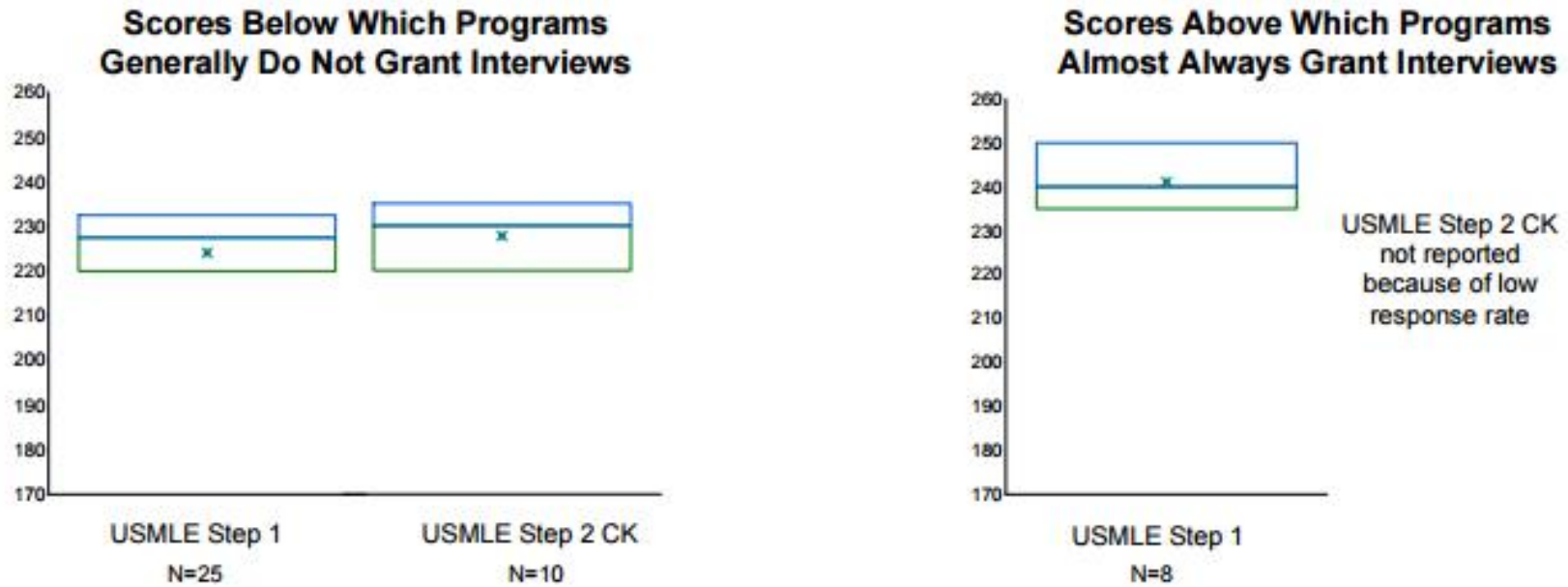
Would your program consider applicants who fail the exam on the first attempt?

N=30





## Average USMLE Step 1 and Step 2 CK Scores Programs Consider When Granting Interviews



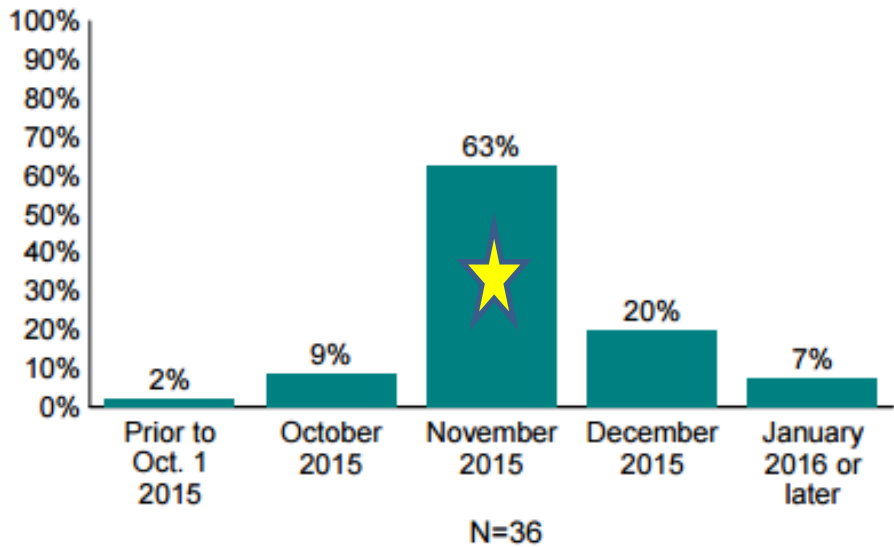
The boxes in the boxplots above represent the interquartile range (or IQR, which is the range between the 25th and 75th percentiles) and the line in the box is the median. The x-shaped symbol is the mean.

**Dermatology**

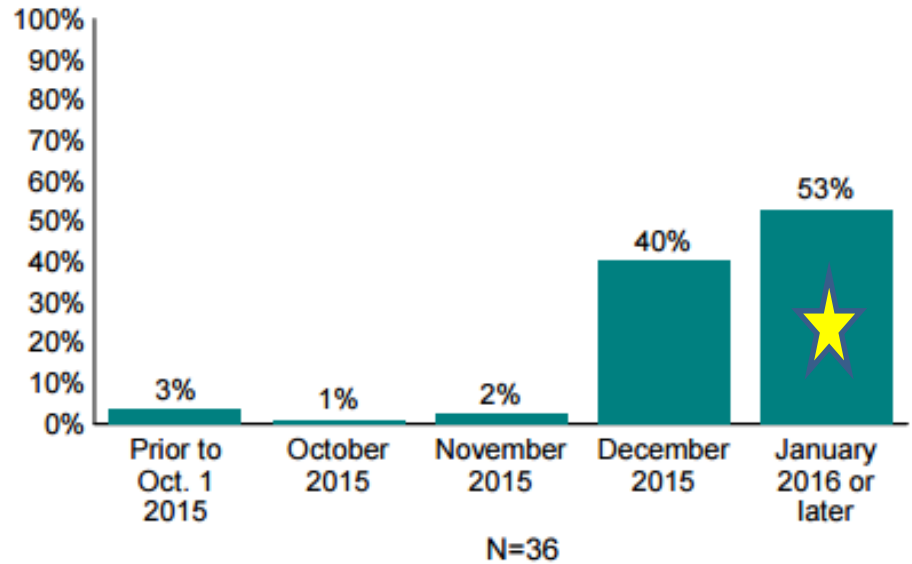
**Program's Interview Activities (Continued) and Program Assessment of Residents' Success**

**Figure D-6**

**Percentage of Program's Interviews Extended During Each Time Period**



**Percentage of Program's Interviews Conducted During Each Time Period**



2121 K Street NW, Suite 1000, Washington, DC 20037  
www.nrmp.org Email: support@nrmp.org  
Toll Free: (866) 653-NRMP Phone: (202) 400-2233

## **MAY 2016 BOARD OF DIRECTORS ANNUAL MEETING ACTIONS**

***For all Matches opening after June 30, 2016, programs are prohibited from requesting applicants to reveal the names, specialties, geographic locations, or other identifying information of programs to which they have or may apply.***